

DELIVERY PROGRAMME



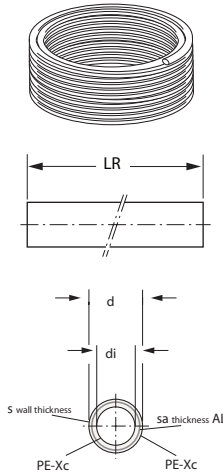
9.1	Pipes	111
9.2	HENCO Press	121
9.3	HENCO Vision	143
9.4	Brass press fittings	156



9.1 Pipes

ТИП: STANDARD COIL (PE-Xc/AL/PE-Xc)

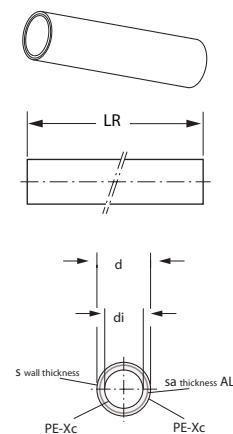
HENCO multilayer pipe (Coil)



Coil			
d	di	s	LR
mm	mm	mm	m
12	8,8	1,6	100 - 200
14	10	2	50 - 100 - 200
16	12	2	50 - 100 - 200 - 500
18	14	2	100 - 200
20	16	2	25 - 50 - 100
26	20	3	50
32	26	3	50

ТИП: STANDARD STRAIGHT LENGTH (PE-Xc/AL/PE-Xc)

HENCO multilayer pipe (Straight length)



Straight length			
d	di	s	LR
mm	mm	mm	m
16	12	2	2 - 3 - 4 - 5
18	14	2	2 - 3 - 4 - 5
20	16	2	2 - 3 - 4 - 5
26	20	3	2 - 3 - 4 - 5
32	26	3	2 - 3 - 4 - 5
40	33	3,5	2 - 3 - 4 - 5
50	42	4	2 - 3 - 4 - 5
63	54	4,5	2 - 3 - 4 - 5
75	63	6	5
90	76	7	5

9 DELIVERY PROGRAMME

1

2

3

4

5

6

7

8

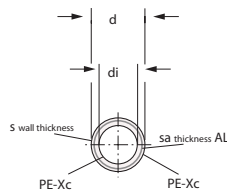
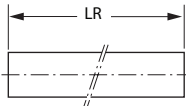
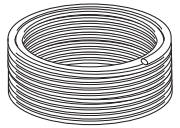
9

10

11

ТИП: RIXc COIL (PE-Xc/AL/PE-Xc)

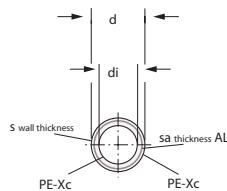
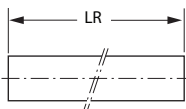
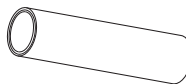
HENCO multilayer pipe (Coil)



Coil			
d	di	s	LR
mm	mm	mm	m
16	12	2	50 - 100 - 200 - 500
18	14	2	100 - 200
20	16	2	100
26	20	3	50

ТИП: RIXc STRAIGHT LENGTH (PE-Xc/AL/PE-Xc)

HENCO multilayer pipe (Straight length)

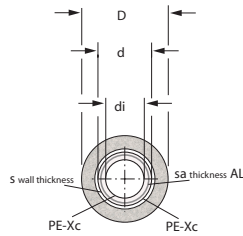
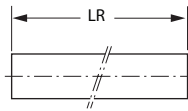
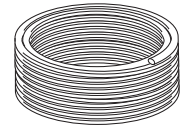


Straight length			
d	di	s	LR
mm	mm	mm	m
16	12	2	2 - 3 - 4 - 5
18	14	2	2 - 3 - 4 - 5
20	16	2	2 - 3 - 4 - 5
26	20	3	2 - 3 - 4 - 5



ТИП: STANDARD ISO (PE-Xc/AL/PE-Xc)

Pre-insulated (Coil) STANDARD



Coil: 6mm insulated

d	di	D	s	LR
mm	mm	mm	mm	m
14	10	26	2	100
16	12	28	2	100
18	14	30	2	50
20	16	32	2	50
26	20	38	3	25 - 50
32	26	44	3	25

Coil: 10mm insulated

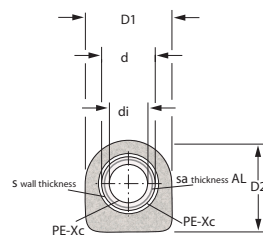
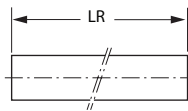
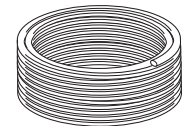
d	di	D	s	LR
mm	mm	mm	mm	m
14	10	34	2	50
16	12	36	2	50
18	14	38	2	50
20	16	40	2	50
26	20	46	3	25 - 50
32	26	52	3	25

Coil: 13mm insulated

d	di	D	s	LR
mm	mm	mm	mm	m
16	12	42	2	50
18	14	44	2	50
20	16	46	2	50
26	20	52	3	50
32	26	58	3	25

ТИП: STANDARD ISO-EXZ (PE-Xc/AL/PE-Xc)

HENCO Pre-insulated eccentrically (coil)



Coil: 13 mm under and 6 mm above

d	di	D1	D2	s	LR
mm	mm	mm	mm	mm	m
16	12	40	40	2	50
18	14	40	40	2	50
20	16	40	40	2	25
26	20	50	52	3	25

Coil: 26 mm under and 6 mm above

d	di	D1	D2	s	LR
mm	mm	mm	mm	mm	m
16	12	40	53	2	25
20	16	40	53	2	25
26	20	50	65	3	25

9 DELIVERY PROGRAMME

1

2

3

4

5

6

7

8

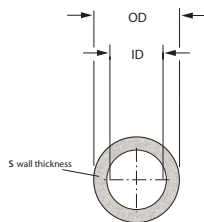
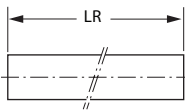
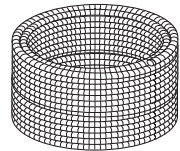
9

10

11

ТИП: PROTECTION HOSE

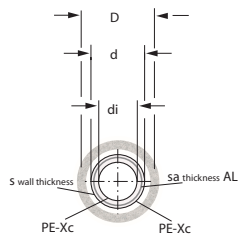
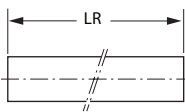
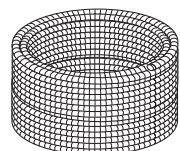
HENCO Colour coded conduit (coil)



		Coil		
d	OD	ID	s	LR
mm	mm	mm	mm	m
14	25,9	20,9	5	100
16	25,9	20,9	5	100
18	25,9	20,9	5	100
20	30,75	25,2	5,55	50
26	37,7	31,7	6	50
32	45,6	39	6,9	25

ТИП: STANDARD PIPE IN PIPE (PE-Xc/AL/PE-Xc)

HENCO multilayer pipe with protection hose (coil)

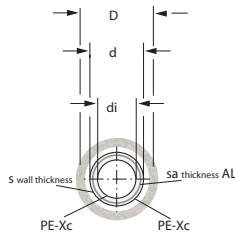
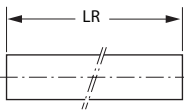
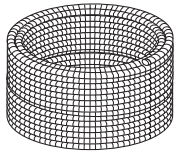


		Coil		
d	di	D	s	LR
mm	mm	mm	mm	m
14	10	23	2	25 - 50 - 100
16	12	23	2	25 - 50 - 100
18	14	23	2	50 - 100
20	16	28	2	25 - 50 - 100
26	20	35	3	50
32	26	39	3	25



ТИП: RIXc PIPE IN PIPE (PE-Xc/AL/PE-Xc)

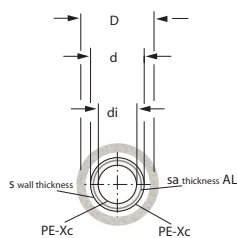
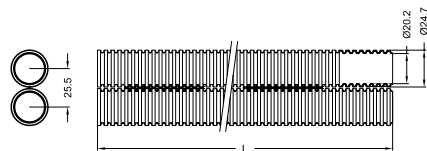
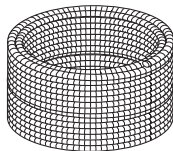

HENCO multilayer pipe with protection hose (coil)



Coil				
d	di	D	s	LR
mm	mm	mm	mm	m
16	12	23	2	25 - 50 - 100
18	14	23	2	50 - 100
20	16	28	2	25 - 50 - 100
26	20	35	3	50

ТИП: HENCO COMBI®

HENCO multilayer pipe with dual protection hose (coil)



Coil				
d	di	D	s	LR
mm	mm	mm	mm	m
14	10	25	2	50
16	12	25	2	50

9 DELIVERY PROGRAMME

1

2

3

4

5

6

7

8


9

10

11

ТИП: LB

HENCO carcassing pipe \varnothing 16

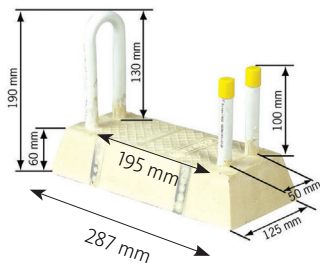


LB

Art. Nr.	L1 mm	L2 mm	L3 mm
LB45	420	358	45
LB50	420	358	50

ТИП: ISO-BLOCK-S

HENCO carcassing pipe \varnothing 16 with insulation

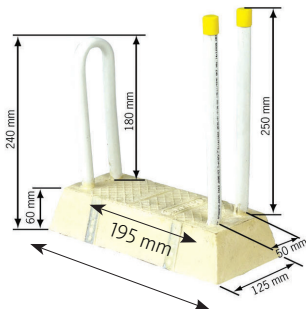


ISO-BLOCK

Art. Nr.	Type	LR mm
ISO-BLOCK-S	S	1M

ТИП: ISO-BLOCK-L

HENCO carcassing pipe \varnothing 16 with insulation



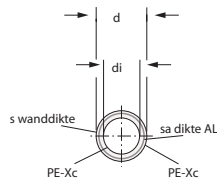
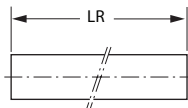
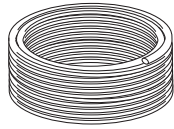
ISO-BLOCK

Art. Nr.	Type	LR mm
ISO-BLOCK-L	L	1M



ТИП: FLOOR-RIXc (PE-Xc/AL/PE-Xc)

HENCO multilayer pipe for underfloor heating (coil)*



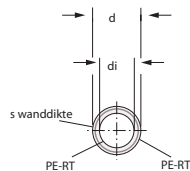
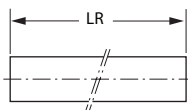
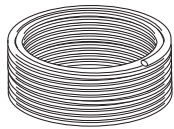
Coil			
d	di	s	LR
mm	mm	mm	m
16	12	2	50 - 100 - 200 - 500
20	16	2	100 - 200 - 400

*60°C / 6 Bar

- 1
- 2
- 3
- 4
- 5
- 6
- 7
- 8
- 9
- 10
- 11

ТИП: FLOOR (PE-RT/AL/PE-RT)

HENCO multilayer pipe for underfloor heating (coil)*



Coil			
d	di	s	LR
mm	mm	mm	m
16	12	2	100 - 200

*60°C / 6 Bar

9 DELIVERY PROGRAMME

1

2

3

4

5

6

7

8

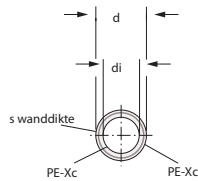
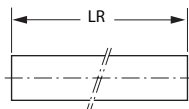
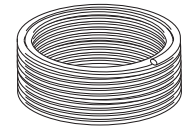
9

10

11

ТИП: 5L PE-Xc (PE-Xc/EVOH/PE-Xc)

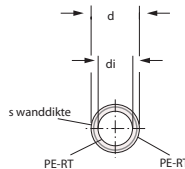
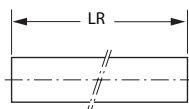
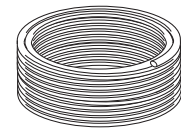
HENCO multilayer pipe for underfloor heating (coil)



Coil			
d	di	s	LR
mm	mm	mm	m
16	12	2	90 - 120 - 200 - 500 - 600
17	13	2	200 - 500
18	14	2	240
20	16	2	200 - 400

ТИП: 5L PE-RT (PE-RT/EVOH/PE-RT)

HENCO multilayer pipe for underfloor heating (coil)

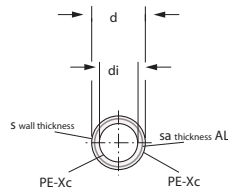
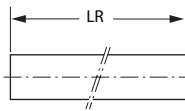
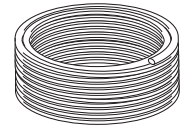


Coil			
d	di	s	LR
mm	mm	mm	m
16	12	2	90 - 120 - 200 - 500 - 600
17	13	2	600
18	14	2	600
20	16	2	480 - 600



ТИП: STANDARD GAS COIL (PE-Xc/AL/PE-Xc)

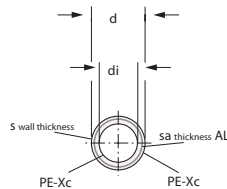
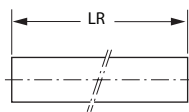
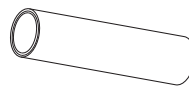
HENCO multilayer pipe for gas (coil)



Coil			
d	di	s	LR
mm	mm	mm	m
16	12	2	25 - 50
20	16	2	25 - 50
26	20	3	50
32	26	3	50

ТИП: STANDARD GAS STRAIGHT LENGTH (PE-Xc/AL/PE-Xc)

HENCO multilayer pipe for gas (straight length)



Straight length			
d	di	s	LR
mm	mm	mm	m
16	12	2	5
20	16	2	5
26	20	3	5
32	26	3	5
40	33	3,5	5

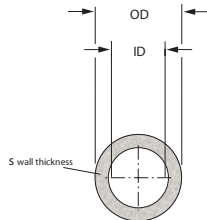
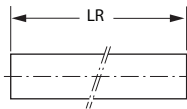
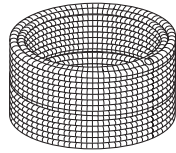


9 DELIVERY PROGRAMME

- 1
- 2
- 3
- 4
- 5
- 6
- 7
- 8
- 9
- 10
- 11

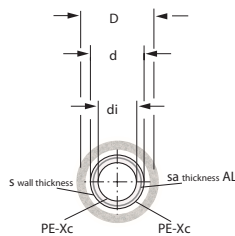
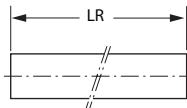
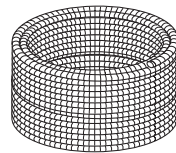
ТИП: PROTECTION HOSE GAS

Colour coded conduit (coil)



		Coil		
d	OD	ID	s	LR
mm	mm	mm	mm	m
16	23	19	4	100
20	28	23	5	50
26	34	29,5	4,5	50
32	41,5	36,5	5	25

ТИП: STANDARD GAS PIPE IN PIPE (PE-Xc/AL/PE-Xc)



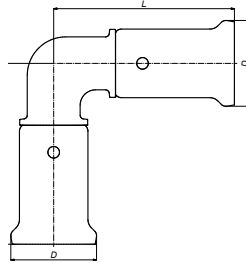
		Coil		
d	di	D	s	LR
mm	mm	mm	mm	m
16	12	23	2	25 - 50
20	16	28	2	25 - 50
26	20	35	3	50
32	26	39	3	25



9.2 HENCO Press

ТИП: 1PK

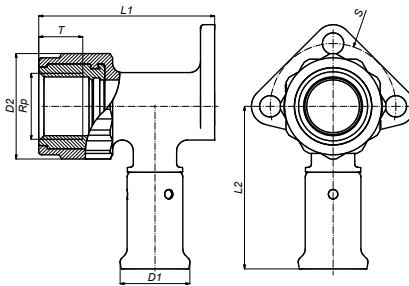
Elbow 90°



ART. NR.	L mm	D mm
1PK-1414	46	20
1PK-1616	47	22
1PK-1818	48	24
1PK-2020	49	26
1PK-2626	54	32
1PK-3232	72	39
1PK-4040	78	47
1PK-5050	100	57
1PK-6363	116	70

ТИП: 2PK

Backplate elbow female

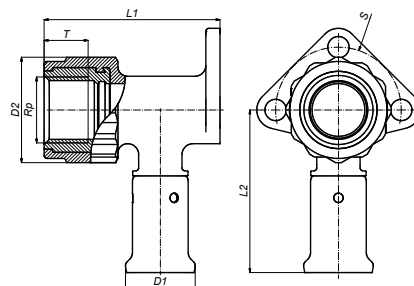


ART. NR.	L1 mm	L2 mm	D1 mm	D2 mm	Rp	T mm	S mm
2PK-1404BP*	56	52	20	33	1/2"	13,5	40
2PK-1603	56	52	22	33	3/8"	13,5	40
2PK-1604BP*	56	52	22	33	1/2"	13,5	40
2PK-1804BP*	56	52	24	33	1/2"	13,5	40
2PK-2004BP*	56	52	26	33	1/2"	13,5	40
2PK-2005	61	58	26	40	3/4"	15,5	46
2PK-2605	66	58	32	40	3/4"	15,5	46

*With black plug BPO4 1/2"

ТИП: 2PK-K

Backplate elbow female, short model



ART. NR.	L1 mm	L2 mm	D1 mm	D2 mm	Rp	T mm	S mm
2PK-1604KBP*	40	52	22	33	1/2"	13,5	45

*With black plug BPO4 1/2"



9 DELIVERY PROGRAMME

1

2

3

4

5

6

7

8

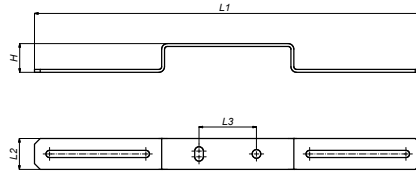
9

10

11

ТИП: Н

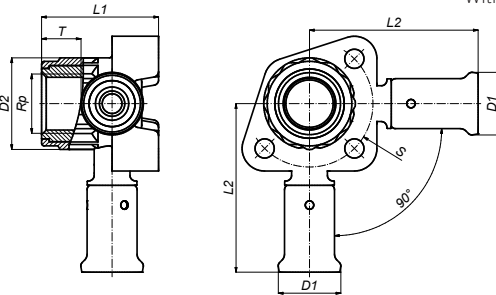
Bracket for backplate



Art. Nr.	L1	L2	L3	H
	mm	mm	mm	mm
H716042005	270	21,5	40	20

ТИП: 3PK

Double backplate elbow female, short model

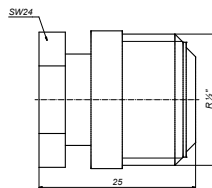


ART. NR.	L1	L2	D1	D2	Rp	T	S
	mm	mm	mm	mm		mm	mm
3PK-160416BP*	42	60	22	33	1/2"	14	45
3PK-200420BP*	43,5	60	26	33	1/2"	14	45

*With black plug BP04 1/2"

ТИП: BP04

Black plug for 1/2" female nipple

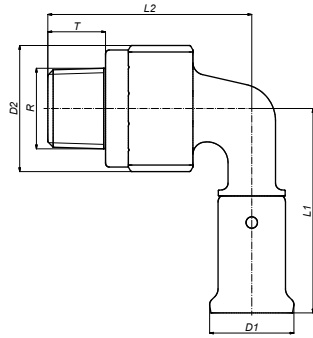


ART. NR.	L	R
	mm	
BP04	25	1/2"



ТИП: 5PK

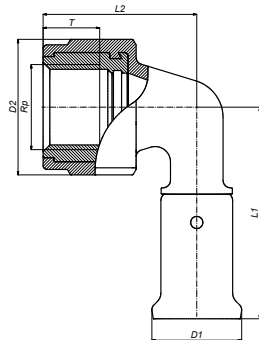
Bent 90° male iron adapter



ART. NR.	L1	L2	D1	D2	R	T
	mm	mm	mm	mm		mm
5PK-1404	54	54	20	33	1/2"	13,5
5PK-1604	54	54	22	33	1/2"	13,5
5PK-1804	54	54	24	33	1/2"	13,5
5PK-2004	56	56	26	33	1/2"	13,5
5PK-2005	58	58	26	40	3/4"	14,5
5PK-2605	60	62	32	40	3/4"	14,5
5PK-3206	75	68,5	39	45,5	1"	16,5
5PK-4007	84	77	47	56,5	5/4"	19
5PK-5007	101	86	57	56,5	5/4"	19
5PK-5008	101	93	57	70	6/4"	20
5PK-6310	126	118	70	90	2"	23

ТИП: 6PK

Bent 90° female iron adapter

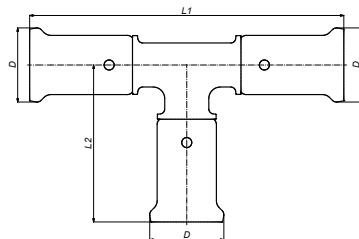


ART. NR.	L1	L2	D1	D2	Rp	T
	mm	mm	mm	mm		mm
6PK-1404BP*	53	39	20	33	1/2"	13,5
6PK-1603	53	39	22	33	3/8"	13,5
6PK-1604BP*	53	39	22	33	1/2"	13,5
6PK-1804BP*	53	39	24	33	1/2"	13,5
6PK-2004BP*	53	39	26	33	1/2"	13,5
6PK-2005	60	47,5	26	40	3/4"	15,5
6PK-2605	60	47,5	32	40	3/4"	15,5
6PK-3206	75	58,5	39	45,5	1"	18
6PK-4007	81	72	47	56,5	5/4"	21
6PK-5007	101	77	57	56,5	5/4"	21
6PK-5008	101	82	57	70	6/4"	25
6PK-6310	126	104	70	90	2"	30

*With black plug BP04 1/2"

ТИП: 9PK

T-piece



ART. NR.	L1	L2	D
	mm	mm	mm
9PK-141414	93	46	20
9PK-161616	94	47	22
9PK-181818	97	48,5	24
9PK-202020	98	49	26
9PK-262626	107	53	32
9PK-323232	140	70	39
9PK-404040	151	75	47
9PK-505050	191	95	57
9PK-636363	232	117	70

9 DELIVERY PROGRAMME

1

2

3

4

5

6

7

8

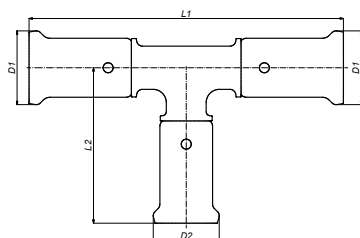
9

10

11

ТИП: 10PK

T-reduced centre

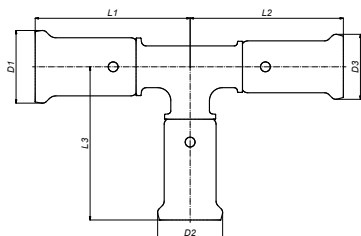


ART. NR.	L1 mm	L2 mm	D1 mm	D2 mm
10PK-161416	95	47,5	22	20
10PK-181418	97	49	24	20
10PK-181618	97	49	24	22
10PK-201420	95	49	26	20
10PK-201620	94	49	26	22
10PK-201820	98	50,5	26	24
10PK-261626	98	53	32	22
10PK-261826	100	53	32	24
10PK-262026	103	54	32	26
10PK-321632	133	58	39	22
10PK-321832	133	58	39	24
10PK-322032	133	58	39	26
10PK-322632	133	58	39	32
10PK-401640	120	59	47	22
10PK-402040	123	59	47	26
10PK-402640	136	61	47	32
10PK-403240	144	75	47	39
10PK-502050	153	65	57	26
10PK-502650	160	64	57	32
10PK-503250	167	77	57	39
10PK-504050	184	81	57	47
10PK-632663	187	71	70	32
10PK-633263	193	84	70	39
10PK-634063	212	87	70	47
10PK-635063	220	103	70	57



ТИП: 11PK

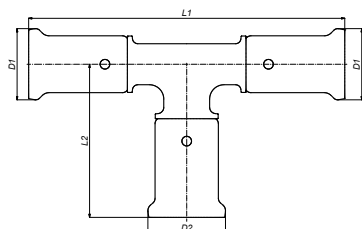
T-branch and line reduced



ART. NR.	L1 mm	L2 mm	L3 mm	D1 mm	D2 mm	D3 mm
11PK-161414	47,5	47,5	47	22	20	20
11PK-181616	48,5	49,3	49,3	24	22	22
11PK-201616	47,5	49,5	49,5	26	22	22
11PK-201818	49,5	50,3	50,2	26	24	24
11PK-202016	49,5	51	49,5	26	26	22
11PK-261616	51,8	51,8	51,8	32	22	22
11PK-261620	51,8	51,8	53,5	32	22	26
11PK-262016	51,5	51,5	53,2	32	26	22
11PK-262020	51,8	51,8	54	32	26	26
11PK-262616	53,5	56	53,5	32	32	22
11PK-262620	53,5	54,5	53,2	32	32	26
11PK-322026	66,8	60	58,5	39	26	32
11PK-322626	66,3	60	58,5	39	32	32
11PK-402032	62	62	59	47	26	39
11PK-402632	68	72	61,4	47	32	39
11PK-403232	70,5	70,5	72	47	39	39
11PK-404026	74,5	70,5	75,5	47	47	32
11PK-404032	74,5	74,5	75,5	47	47	39
11PK-502040	78	65	64	57	26	47
11PK-502640	80	65	64	57	32	47
11PK-503240	84	68	77	57	39	47
11PK-504040	88	73	77	57	47	47

ТИП: 12PK

T-enlarged branch



ART. NR.	L1 mm	L2 mm	D1 mm	D2 mm
12PK-161816	98	48,5	22	24
12PK-162016	101	48,5	22	26
12PK-202620	108	52	26	32
12PK-263226	114	66	32	39
12PK-324032	145	69	39	47
12PK-405040	154	88	47	57

9 DELIVERY PROGRAMME

1

2

3

4

5

6

7

8

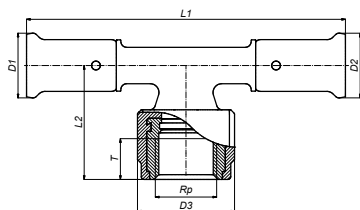
9

10

11

ТИП: 13PK

T-female iron centre

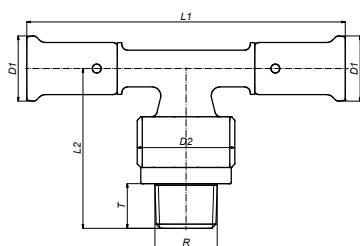


ART. NR.	L1	L2	D1	D2	D3	Rp	T
	mm	mm	mm	mm	mm		mm
13PK-160416BP*	109	39	22	22	33	1/2"	13,5
13PK-180418BP*	109	39	24	24	33	1/2"	13,5
13PK-200420BP*	109	39	26	26	33	1/2"	13,5
13PK-200520	119	47	26	26	40	3/4"	15,5
13PK-260420BP*	109	43	32	26	33	1/2"	13,5
13PK-260426BP*	109	43	32	32	33	1/2"	13,5
13PK-260526	119	47	32	32	40	3/4"	15,5
13PK-320532	146	52,5	39	39	40	3/4"	15,5
13PK-320632	149	56	39	39	45,5	1"	18
13PK-320732	161	66	39	39	56,5	5/4"	21
13PK-400640	153	63	47	47	45,5	1"	18
13PK-400740	158	69	47	47	56,5	5/4"	21
13PK-500850	202	84	57	57	70	6/4"	25
13PK-631063	242	104	70	70	90	2"	30

*With black plug BP04 1/2"

ТИП: 14PK

T-male iron centre

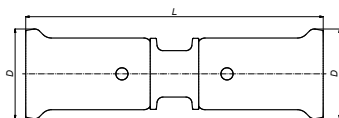


ART. NR.	L1	L2	D1	D2	R	T
	mm	mm	mm	mm		mm
14PK-160416	109	54	22	33	1/2"	13,5
14PK-180418	109	54	24	33	1/2"	13,5
14PK-200420	109	54	26	33	1/2"	13,5
14PK-200520	114	58	26	40	3/4"	14,5
14PK-260426	119	60	32	33	1/2"	13,5
14PK-260526	119	63	32	40	3/4"	14,5
14PK-260626	124	65	32	45,5	1"	16,5
14PK-320532	146	66	39	40	3/4"	14,5
14PK-400640	150	74	47	45,5	1"	16,5
14PK-400740	161	80	47	56,5	5/4"	19
14PK-500850	202	88	57	70	6/4"	20
14PK-631063	236	109	70	90	2"	23



ТИП: 15PK

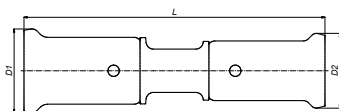
Straight coupling



ART. NR.	L mm	D mm
15PK-1414	74	20
15PK-1616	74	22
15PK-1818	75	24
15PK-2020	76	26
15PK-2626	81	32
15PK-3232	103	39
15PK-4040	106	47
15PK-5050	141	57
15PK-6363	171	70

ТИП: 16PK

Reducing coupling



ART. NR.	L mm	D1 mm	D2 mm
16PK-1614	80,6	22	20
16PK-1814	82	24	20
16PK-1816	80,7	24	22
16PK-2014	78,9	26	20
16PK-2016	80,8	26	22
16PK-2018	80,7	26	24
16PK-2616	84	32	22
16PK-2618	85	32	24
16PK-2620	84	32	26
16PK-3216	107	38,5	22
16PK-3220	103	38,5	26
16PK-3226	102	38,5	32
16PK-4026	113,8	46,5	32
16PK-4032	115	46,5	38,5
16PK-5032	136	57	39
16PK-5040	143	57	46,5
16PK-6340	174	70	47
16PK-6350	173	70	57

9 DELIVERY PROGRAMME

1

2

3

4

5

6

7

8

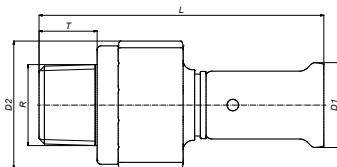
9

10

11

ТИП: 17PK

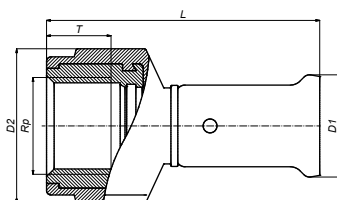
Straight male iron adapter



ART. NR.	L mm	D1 mm	D2 mm	R	T mm
17PK-1404	75	20	33	1/2"	13,5
17PK-1604	75	22	33	1/2"	13,5
17PK-1804	75	24	33	1/2"	13,5
17PK-1805	77	24	40	3/4"	14,5
17PK-2004	75	26	33	1/2"	13,5
17PK-2005	77	26	40	3/4"	14,5
17PK-2605	77	32	40	3/4"	14,5
17PK-2606	80	32	45,5	1"	16,5
17PK-3206	91	39	45,5	1"	16,5
17PK-3207	99	39	56,5	5/4"	19
17PK-4006	84	47	45,5	1"	16,5
17PK-4007	93	47	56,5	5/4"	19
17PK-5008	142	57	89	6/4"	20
17PK-6310	142	70	90	2"	23

ТИП: 18PK

Straight female iron adapter

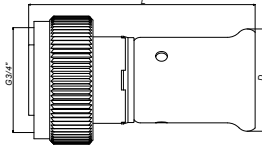


ART. NR.	L mm	D1 mm	D2 mm	Rp	T mm
18PK-1404	59,5	20	33	1/2"	13,5
18PK-1604	59,5	22	33	1/2"	13,5
18PK-1804	59,5	24	33	1/2"	13,5
18PK-1805	63	24	40	3/4"	15,5
18PK-2004	59,5	26	33	1/2"	13,5
18PK-2005	63	26	40	3/4"	15,5
18PK-2605	63	32	40	3/4"	15,5
18PK-2606	70,5	32	45,5	1"	18
18PK-3206	82	39	45,5	1"	18
18PK-3207	90	39	56,5	5/4"	21
18PK-4006	74,5	47	45,5	1"	18
18PK-4007	85	47	56,5	5/4"	21
18PK-5008	107,5	57	70	6/4"	25
18PK-6310	131	70	90	2"	30



ТИП: 19PK

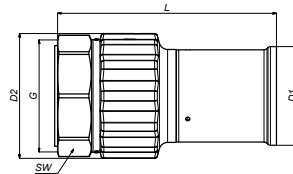
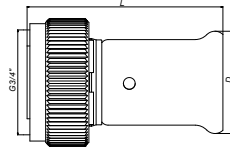
Press fit to eurocone



ART. NR.	L mm	D mm	G
19PK-1605	55	22	3/4"
19PK-2005	55	26	3/4"

ТИП: 26PK

Press fitting with flat sealing

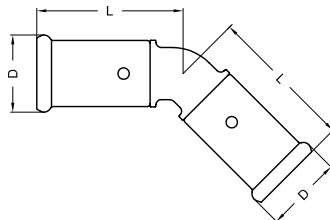


ART. NR.	L mm	D mm	G
26PK-1605	50	22	3/4"
26PK-2005	55	26	3/4"

ART. NR	L mm	D1 mm	D2 mm	G mm	SW mm
26PK-4008	103,5	47	56,5	1 1/2"	53
26PK-5010	126,5	57	70	2"	64
26PK-6312	154,5	70	88	2 1/2"	80

ТИП: 27PK

45° bend



ART. NR.	L mm	D mm
27PK-4040	63	47
27PK-5050	84	57
27PK-6363	102	70



9 DELIVERY PROGRAMME

1

2

3

4

5

6

7

8

9

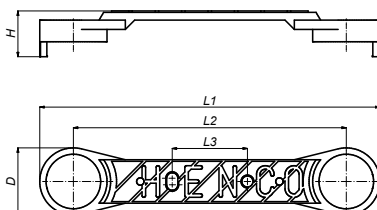
10

11

ТИП: 28PK-04

Clip for 28PK-2PK1604, 28PK-6PK1604 and 28PK-13PK160416

ART. NR.	L1	L2	L3	D	H
	mm	mm	mm	mm	mm
28PK-04	194	153	42	38	26

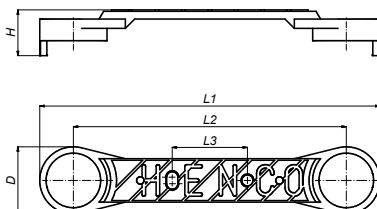


ТИП: 28PK-2PK1604

Double backplate 153mm centres for art.2PK-1604

Art. Nr.	L1	L2	L3	D	H	TYPE
	mm	mm	mm	mm	mm	
28PK-2PK1604BP*	194	153	42	38	56	2X(16X1/2")

*With black plug BP04 1/2"

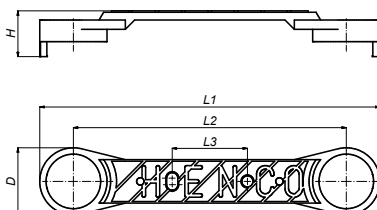


ТИП: 28PK-6PK1604

Double backplate 153mm centres for art.6PK-1604

Art. Nr.	L1	L2	L3	D	H	TYPE
	mm	mm	mm	mm	mm	
28PK-6PK1604BP*	194	153	42	38	64	2X(16X1/2")

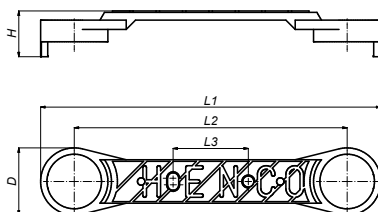
*With black plug BP04 1/2"





ТИП: 28PK-13PK1604

Double backplate 153mm centres for art.13PK-160416

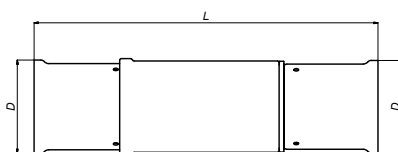


Art. Nr.	L1	L2	L3	D	H	TYPE
	mm	mm	mm	mm	mm	
28PK-13PK1604BP*	194	153	42	38	50	2X(16X1/2")

* Met zwarte plug BP04 1/2"

ТИП: 53PK

Easy mounting fitting



ART. NR.	L	D
	mm	mm
53PK40	179	47
53PK50	210,5	57
53PK63	236,2	70

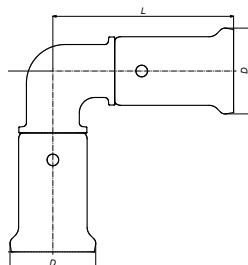
- 1
- 2
- 3
- 4
- 5
- 6
- 7
- 8
- 9
- 10
- 11

9 DELIVERY PROGRAMME

HENCO Press for gas

ТИП: 1PKG

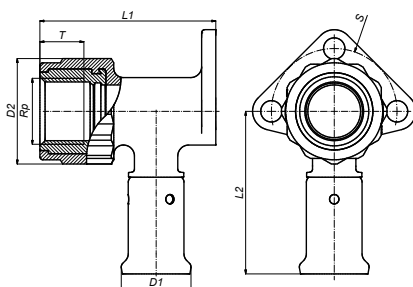
Elbow 90°



ART. NO.	L mm	D mm
1PKG-1616	47	22
1PKG-2020	49	26
1PKG-2626	54	32
1PKG-3232	72	39
1PKG-4040	78	47

ТИП: 2PKG

Backplate elbow female

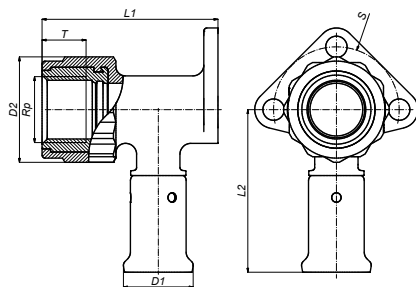


ART. NO.	L1 mm	L2 mm	D1 mm	D2 mm	Rp	T mm	S mm
2PKG-1603	56	52	22	33	3/8"	13,5	40
2PKG-1604BP*	56	52	22	33	1/2"	13,5	40
2PKG-2004BP*	56	52	26	33	1/2"	13,5	40
2PKG-2005	61	58	26	40	3/4"	15,5	46
2PKG-2605	66	58	32	40	3/4"	15,5	46

*With black plug BP04 1/2"

ТИП: 2PKG-K

Backplate elbow female, short model



ART. NO.	L1 mm	L2 mm	D1 mm	D2 mm	Rp	T mm	S mm
2PKG-1604KBP*	40	52	22	33	1/2"	13,5	40

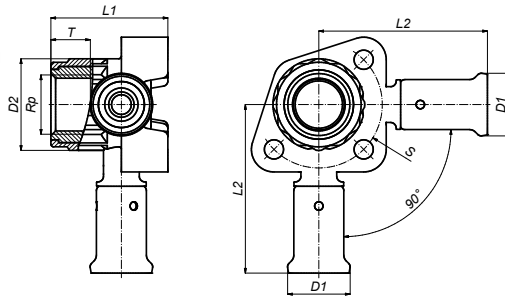
*With black plug BP04 1/2"



- 1
- 2
- 3
- 4
- 5
- 6
- 7
- 8
- 9
- 10
- 11

ТИП: 3PKG

Double backplate elbow female, short model

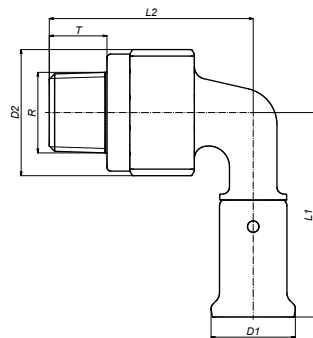


ART. NO.	L1 mm	L2 mm	D1 mm	D2 mm	Rp	T mm	S mm
3PKG-160416BP*	60	42	22	33	1/2"	14	45
3PKG-200420BP*	60	43,5	26	33	1/2"	14	45

*With black plug BP04 1/2"

ТИП: 5PKG

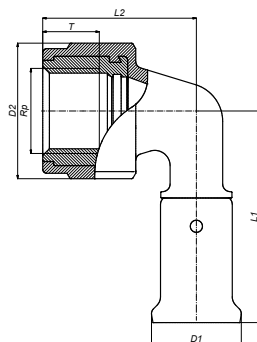
Bent 90° male iron adapter



ART. NO.	L1 mm	L2 mm	D1 mm	D2 mm	R	T mm
5PKG-1604	54	54	22	33	1/2"	13,5
5PKG-2004	56	56	26	33	1/2"	13,5
5PKG-2005	58	58	26	40	3/4"	14,5
5PKG-2605	60	62	32	40	3/4"	14,5
5PKG-3206	75	68,5	39	45,5	1"	16,5
5PKG-4007	84	77	47	56,5	5/4"	19

ТИП: 6PKG

Bent 90° female iron adapter



ART. NO.	L1 mm	L2 mm	D1 mm	D2 mm	Rp	T mm
6PKG-1604BP*	53	39	22	33	1/2"	13,5
6PKG-2004BP*	53	39	26	33	1/2"	13,5
6PKG-2005	60	47,5	26	40	3/4"	15,5
6PKG-2605	60	47,5	32	40	3/4"	15,5
6PKG-3206	75	58,5	39	45,5	1"	18
6PKG-4007	81	72	47	56,5	5/4"	19

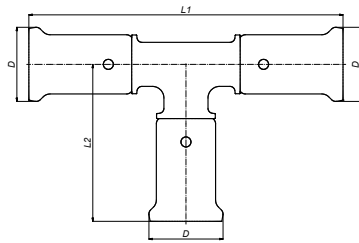
*With black plug BP04 1/2"

9 DELIVERY PROGRAMME

- 1
- 2
- 3
- 4
- 5
- 6
- 7
- 8
- 9
- 10
- 11

ТИП: 9PKG

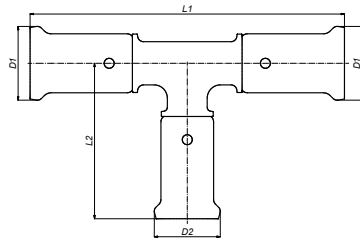
T-piece



ART. NO.	L1 mm	L2 mm	D mm
9PKG-161616	94	47	22
9PKG-202020	98	49	26
9PKG-262626	107	53	32
9PKG-323232	140	70	39
9PKG-404040	150	75	47

ТИП: 10PKG

T-reduced centre

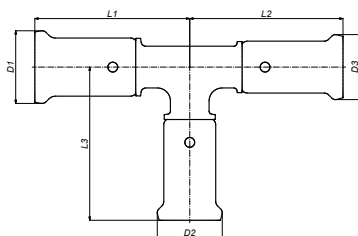


ART. NO.	L1 mm	L2 mm	D1 mm	D2 mm
10PKG-201620	94	49	26	22
10PKG-261626	98	53	32	22
10PKG-262026	103	54	32	26
10PKG-321632	133	58	39	22
10PKG-321832	133	58	39	24
10PKG-322032	133	58	39	26
10PKG-322632	133	58	39	32
10PKG-401640	118	59	47	22
10PKG-402040	122	59	47	26
10PKG-402640	134	31	47	32
10PKG-403240	143	75	47	39



ТИП: 11ПКГ

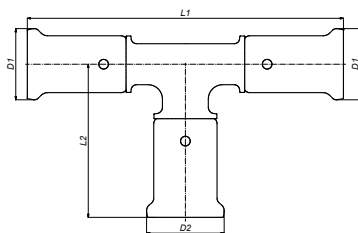
T-branch and line reduced



ART. NO.	L1 mm	L2 mm	L3 mm	D1 mm	D2 mm	D3 mm
11PKG-201616	47,5	49,5	49,5	26	22	22
11PKG-202016	49,5	51	49,5	26	26	22
11PKG-261616	51,8	51,8	51,8	32	22	22
11PKG-261620	51,8	51,8	53,5	32	22	26
11PKG-262016	51,5	51,5	53,2	32	26	22
11PKG-262020	51,8	51,8	54	32	26	26
11PKG-262616	53,5	56	53,5	32	32	22
11PKG-262620	53,5	54,5	53,2	32	32	26
11PKG-322026	66,8	60	58,5	39	26	32
11PKG-322626	66,3	60	58,5	39	32	32
11PKG-402632	68	72	61,4	47	32	39
11PKG-402032	62	62	59	47	26	39
11PKG-403232	70,5	70,5	72	47	39	39
11PKG-404026	74,5	70,5	75,5	47	47	32
11PKG-404032	74,5	74,5	75,5	47	47	39

ТИП: 12ПКГ

T-enlarged branch



ART. NO.	L1 mm	L2 mm	D1 mm	D2 mm
12PKG-162016	101	48,5	22	26
12PKG-202620	108	52	26	32
12PKG-263226	114	66	32	39
12PKG-324032	145	69	39	47

9 DELIVERY PROGRAMME

1

2

3

4

5

6

7

8

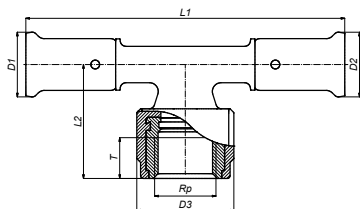
9

10

11

ТИП: 13PKG

T-female iron branch

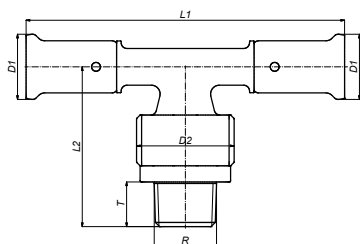


ART. NO.	L1 mm	L2 mm	D1 mm	D2 mm	D3 mm	Rp mm	T mm
13PKG-160416BP*	109	39	22	22	33	1/2"	13,5
13PKG-200420BP*	109	39	26	26	33	1/2"	13,5
13PKG-200520	119	47	26	26	40	3/4"	15,5
13PKG-260420BP*	109	43	32	26	33	1/2"	13,5
13PKG-260426BP*	109	43	32	32	33	1/2"	13,5
13PKG-260526	119	47	32	32	40	3/4"	15,5
13PKG-320532	145	52,5	39	39	40	3/4"	15,5
13PKG-320632	147	56	39	39	45,5	1"	16,5
13PKG-320732	161	66	39	39	56,5	5/4"	19
13PKG-400640	150	63	47	47	45,5	1"	16,5
13PKG-400740	158	69	47	47	56,5	5/4"	19

*With black plug BPO4 1/2"

ТИП: 14PKG

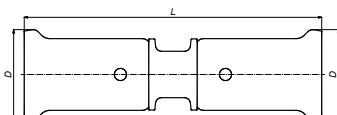
T-male iron branch



ART. NO.	L1 mm	L2 mm	D1 mm	D2 mm	R mm	T mm
14PKG-160416	109	54	22	33	1/2"	13,5
14PKG-200420	109	54	26	33	1/2"	13,5
14PKG-200520	114	58	26	40	3/4"	14,5
14PKG-260426	119	60	32	33	1/2"	13,5
14PKG-260526	119	63	32	40	3/4"	14,5
14PKG-260626	124	65	32	45,5	1"	16,5
14PKG-320532	146	66	39	40	3/4"	14,5
14PKG-400640	152	74	47	45,5	1"	16,5
14PKG-400740	159	80	47	56,5	5/4"	19

ТИП: 15PKG

Straight coupling

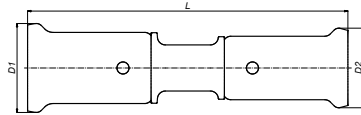


ART. NO.	L mm	D mm
15PKG-1616	74	22
15PKG-2020	76	26
15PKG-2626	81	32
15PKG-3232	103	39
15PKG-4040	105	47



ТИП: 16ПКГ

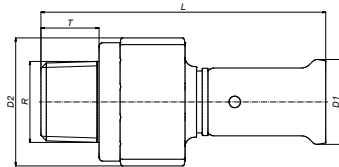
Reducing coupling



ART. NO.	L mm	D1 mm	D2 mm
16PKG-2016	80,8	26	22
16PKG-2616	84	32	22
16PKG-2620	84	32	26
16PKG-3216	107	39	22
16PKG-3220	103	39	26
16PKG-3226	102	39	32
16PKG-4026	112	47	32
16PKG-4032	115	47	39

ТИП: 17ПКГ

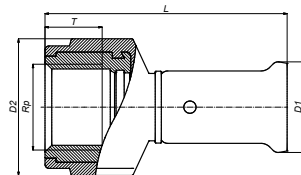
Straight male iron adapter



ART. NO.	L mm	D1 mm	D2 mm	R	T mm
17PKG-1604	75	22	33	1/2"	13,5
17PKG-2004	75	26	33	1/2"	13,5
17PKG-2005	77	26	40	3/4"	14,5
17PKG-2605	77	32	40	3/4"	14,5
17PKG-2606	80	32	45,5	1"	16,5
17PKG-3206	91	39	45,5	1"	16,5
17PKG-3207	99	39	56,5	5/4"	19
17PKG-4006	84	47	45,5	1"	16,5
17PKG-4007	91	47	56,5	5/4"	19

ТИП: 18ПКГ

Straight female iron adapter

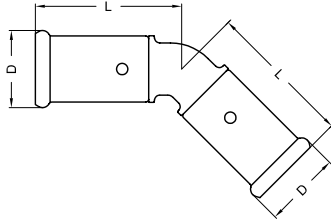


ART. NO.	L mm	D1 mm	D2 mm	Rp	T mm
18PKG-1604	59,5	22	33	1/2"	13,5
18PKG-2004	59,5	26	33	1/2"	13,5
18PKG-2005	63	26	40	3/4"	15,5
18PKG-2605	63	32	40	3/4"	15,5
18PKG-2606	70,5	32	45,5	1"	18
18PKG-3206	82	39	45,5	1"	18
18PKG-3207	90	39	56,5	5/4"	21
18PKG-4006	73	47	45,5	1"	18
18PKG-4007	84	47	56,5	5/4"	21

9 DELIVERY PROGRAMME

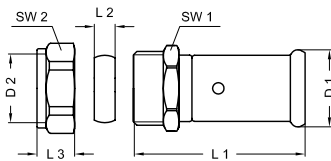
- 1
- 2
- 3
- 4
- 5
- 6
- 7
- 8
- 9
- 10
- 11

ТИП: 27PKG 45° bend



ART. NO.	L	D
	mm	mm
27PKG-4040	63	47

ТИП: 30PG Press-fit adapter to copper compression



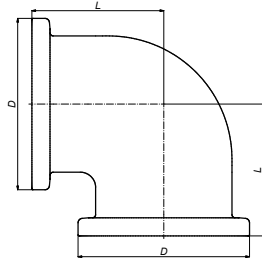
ART. NO.	L1	L2	L3	SW1	SW2	D1	D2
	mm	mm	mm	mm	mm	mm	mm
30PG-1615S	52,3	8	12,7	22	24	22	15
30PG-2022S	53,2	8,5	14	30	32	26	22
30PG-2622S	53,2	8,5	14	30	32	32	22



Super Sizes

ТИП: 1HN

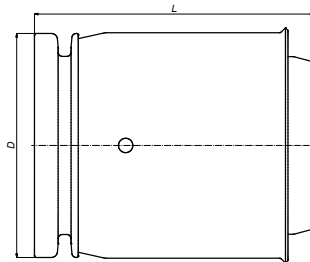
Elbow 90°



ART. NR.	L mm	D mm
1HNA	60	78
1HNB	77,5	114

ТИП: 8HN

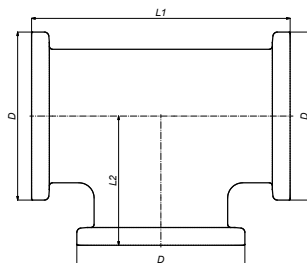
Pressfitting



ART. NR.	L mm	D mm
8HNA-PK40	63,6	78
8HNA-PK50	74,5	78
8HNA-PK63	84,5	78
8HNA-PK75	97,5	78
8HNB-PK90	111,8	114

ТИП: 9HN

T-piece



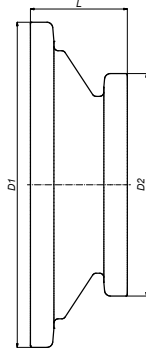
ART. NR.	L1 mm	L2 mm	D mm
9HNA	120	60	78
9HNB	155	77,5	114



9 DELIVERY PROGRAMME

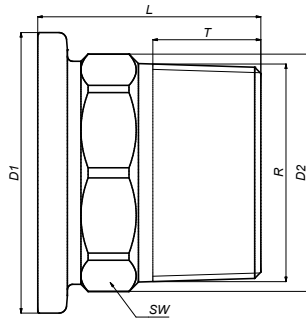
- 1
- 2
- 3
- 4
- 5
- 6
- 7
- 8
- 9
- 10
- 11

ТИП: 16HN Reducing coupling



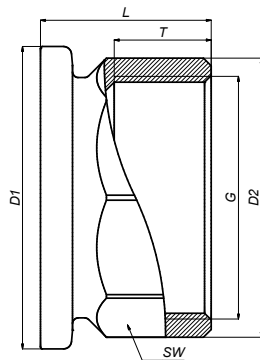

ART. NR.	L	D
	mm	mm
16HNBA	34	114

ТИП: 17HN Brass adapter male



ART. NR.	L	D1	D2	SW	T	R
	mm	mm	mm	mm	mm	
17HNA-10	62	78	66	62	30	2"
17HNA-12	62	78	80	72	30	2,5"

ТИП: 18HN Brass adapter female

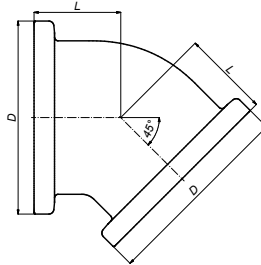


ART. NR.	L	D1	D2	SW	T	G
	mm	mm	mm	mm	mm	
18HNA-06	40	78	40	38	19,5	1"
18HNA-10	44	78	72	67	25	2"
18HNA-12	55	78	88	83	30	2,5"
18HNB-14	44	114	100	96	35	3"



ТИП: 27HN

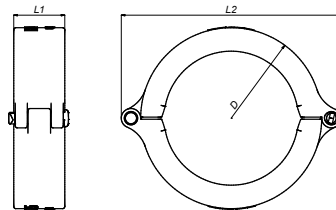
Elbow 45°



ART. NR.	L mm	D mm
27HNA	35	78
27HNB	43,6	114

ТИП: HN

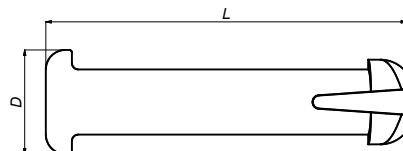
Bracket set



ART. NR.	L1 mm	L2 mm	D mm
HNA	23,5	102	41,6
HNB	23,7	158	120

ТИП: HN-PEN

Locking pin



ART. NR.	L mm	D mm
HN-PEN	27,7	8



9 DELIVERY PROGRAMME

1

2

3

4

5

6

7

8

9

10

11

ТИП: HN-U

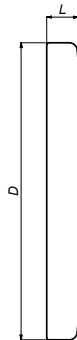
Sealing ring



ART. NR.	L	D
	mm	mm
HNA-U	6,9	67,3
HNB-U	6,9	102,5

ТИП: HN-STOP

Stop end for Super Size range



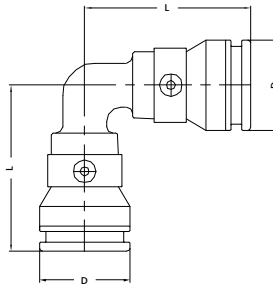
ART. NR.	L	D
	mm	mm
HNA-STOP	8,25	78
HNB-STOP	8,25	114



9.3 HENCO Vision

ТИП: 1SK

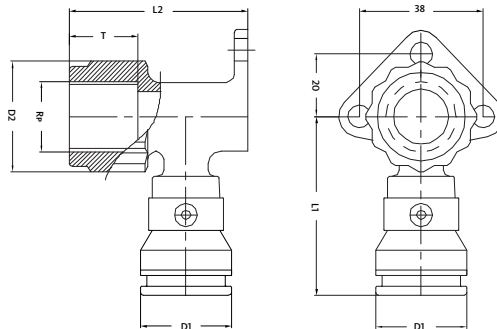
Elbow 90°



ART. NO.	L mm	D mm
1SK-1616	52	28
1SK-2020	53	33
1SK-2626	59	40

ТИП: 2SK

Backplate elbow female

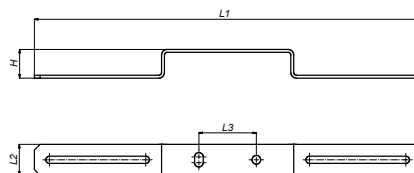


ART. NO.	L1 mm	L2 mm	D1 mm	D2 mm	Rp	T mm
2SK-1604BP*	54	55	28	33	1/2"	14
2SK-2004BP*	57	60	33	33	1/2"	14
2SK-2005	62	61	33	40	3/4"	16
2SK-2605	63	66	40	40	3/4"	16

*With black plug BP04 1/2"

ТИП: H

Bracket for backplate



ART. NO.	L1 mm	L2 mm	L3 mm	H mm
H716042005	270	21,5	40	20

9 DELIVERY PROGRAMME

1

2

3

4

5

6

7

8

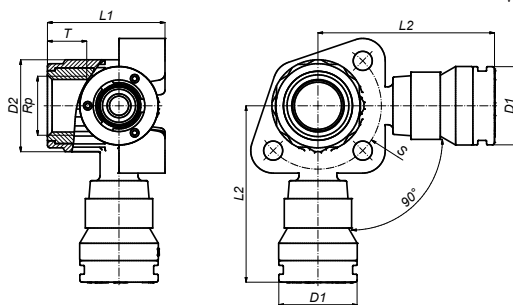
9

10

11

ТИП: 3SK

Double backplate elbow female, short model

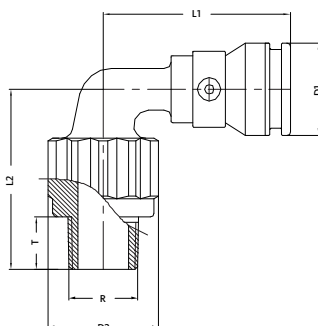


ART. NO.	L1	L2	D1	D2	Rp	T
	mm	mm	mm	mm		mm
3SK-160416BP*	62	42	28	33	1/2"	14
3SK-200420BP*	62	44	33	33	1/2"	14

*With black plug BPO4 1/2"

ТИП: 5SK

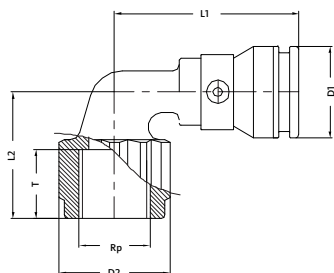
Bent 90° male iron adapter



ART. NO.	L1	L2	D1	D2	R	T
	mm	mm	mm	mm		mm
5SK-1604	57	54	28	33	1/2"	14
5SK-2004	60	57	33	33	1/2"	14
5SK-2005	63	58	33	40	3/4"	16
5SK-2605	64	62	40	40	3/4"	16

ТИП: 6SK

Bent 90° female iron adapter



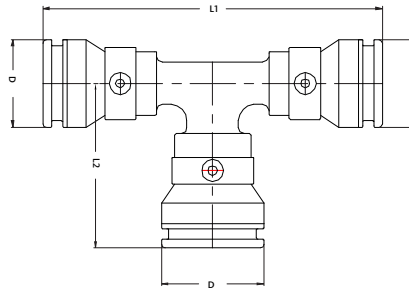
ART. NO.	L1	L2	D1	D2	Rp	T
	mm	mm	mm	mm		mm
6SK-1604BP*	56	40	28	33	1/2"	14
6SK-2004BP*	58	40	33	33	1/2"	14
6SK-2005	63	48	33	40	3/4"	16
6SK-2605	65	48	40	40	3/4"	16

*With black plug BPO4 1/2"



ТИП: 9SK

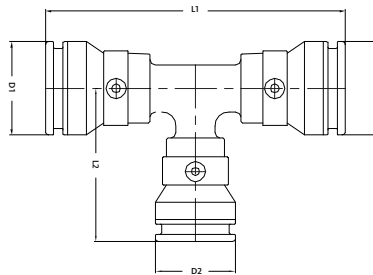
T-piece



ART. NO.	L1 mm	L2 mm	D mm
9SK-161616	101	50,5	28
9SK-202020	106,5	53	33
9SK-262626	117	59	40

ТИП: 10SK

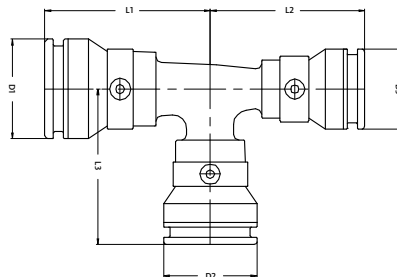
T-reduced centre



ART. NO.	L1 mm	L2 mm	D1 mm	D2 mm
10SK-201620	103	53	33	28
10SK-261626	109	57	40	28
10SK-262026	113	57	40	33

ТИП: 11SK

T-branch and line reduced



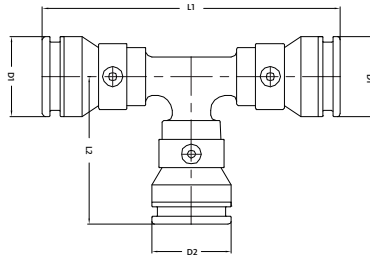
ART. NO.	L1 mm	L2 mm	L3 mm	D1 mm	D2 mm	D3 mm
11SK-201616	52	52	52	33	28	28
11SK-202016	55	53	53	33	33	28
11SK-261620	56	54	54	40	28	33
11SK-262016	57	55	57	40	33	28
11SK-262020	57	56	57	40	33	33
11SK-262616	60	58	58	40	40	28
11SK-262620	59	58	58	40	40	33

9 DELIVERY PROGRAMME

- 1
- 2
- 3
- 4
- 5
- 6
- 7
- 8
- 9
- 10
- 11

ТИП: 12SK

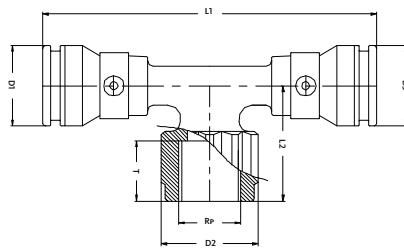
T-enlarged branch



ART. NO.	L1 mm	L2 mm	D1 mm	D2 mm
12SK-162016	108	53	28	33
12SK-202620	116	57	33	40

ТИП: 13SK

T-female iron centre

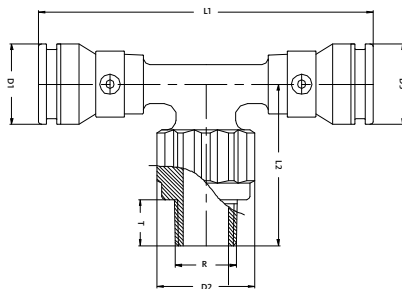


ART. NO.	L1 mm	L2 mm	L3 mm	D1 mm	D2 mm	D3 mm	Rp	T mm
13SK-160416BP*	116	39	28	33	28	28	1/2"	14
13SK-200420BP*	117	39	33	33	33	33	1/2"	14
13SK-200520	120	45	33	40	33	33	3/4"	16
13SK-260420BP*	118	42	40	33	33	33	1/2"	14
13SK-260426BP*	120	42	40	33	40	40	1/2"	14
13SK-260526	121	44	40	40	40	40	3/4"	16

*With black plug BP04 1/2"

ТИП: 14SK

T-male iron centre

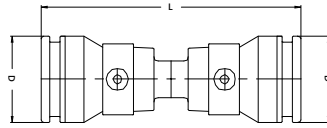


ART. NO.	L1 mm	L2 mm	D1 mm	D2 mm	D3 mm	R	T mm
14SK-160416	111	54	28	33	28	1/2"	14
14SK-200420	111	54	33	33	33	1/2"	14
14SK-260426	116	57	40	33	40	1/2"	14



ТИП: 15SK

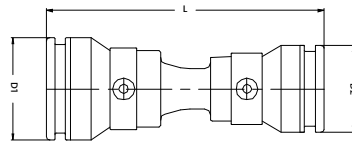
Straight coupling



ART. NO.	L mm	D mm
15SK-1616	83,5	28
15SK-2020	85	33
15SK-2626	90	40

ТИП: 16SK

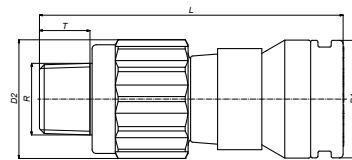
Reducing coupling



ART. NO.	L mm	D1 mm	D2 mm
16SK-2016	89	33	28
16SK-2616	93	40	28
16SK-2620	93	40	33

ТИП: 17SK

Straight male iron adapter



ART. NO.	L mm	D1 mm	D2 mm	R	T
17SK-1603	72	28	28	3/8"	14
17SK-1604	76	28	33	1/2"	14
17SK-2004	76,5	33	33	1/2"	14
17SK-2005	78	33	40	3/4"	16
17SK-2605	80	40	40	3/4"	16
17SK-2606	82	40	46	1"	18

9 DELIVERY PROGRAMME

1

2

3

4

5

6

7

8

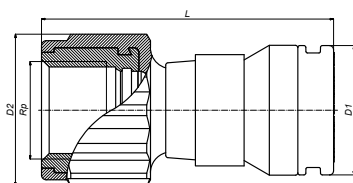
9

10

11

ТИП: 18SK

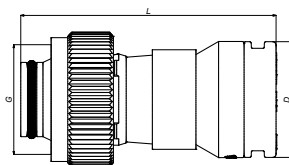
Straight female iron adapter



ART. NO.	L mm	D1 mm	D2 mm	R	T
18SK-1604	64	28	33	1/2"	14
18SK-2004	63	33	33	1/2"	14
18SK-2005	68	33	40	3/4"	16
18SK-2605	67	40	40	3/4"	16
18SK-2606	70	40	46	1"	18

ТИП: 19SK

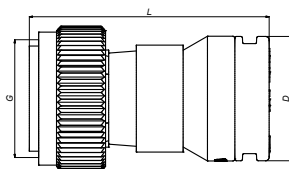
Push fitting with eurocone connection



ART. NO.	L mm	D mm	G mm
19SK-1605	62	28	3/4"
19SK-2005	62	33	3/4"

ТИП: 26SK

Push fitting with flat sealing

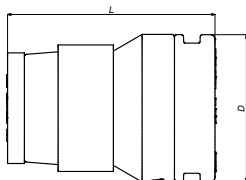


ART. NO.	L mm	D mm	G mm
26SK-1605	60	28	3/4"
26SK-2005	62	33	3/4"



ТИП: SK-PIPESTOP

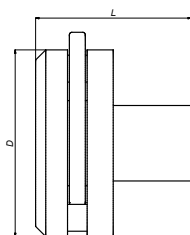
Stop end for pipe



ART. NO.	L mm	D mm
SK-PIPESTOP16	40	28
SK-PIPESTOP20	40	33
SK-PIPESTOP26	42	40

ТИП: STOPCLIP

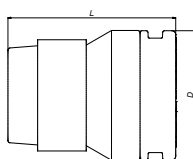
Reusable stop and clip for push fit connector



ART. NO.	L mm	D mm
SK-STOPCLIP16	29	35
SK-STOPCLIP20	30	40
SK-STOPCLIP26	30	49

ТИП: VISIONSET

Vision set



ART. NO.	L mm	D mm
VISION SET 16	36	28
VISION SET 20	37	33
VISION SET 26	38	40

ТИП: VISION KEY

Vision key



ART. NO.	L mm	D mm
VISION KEY 16	145	16
VISION KEY 20	145	20
VISION KEY 26	145	26

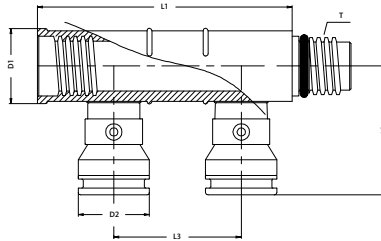
9 DELIVERY PROGRAMME

HENCO Vision Manifolds

ТИП: VSK-1616

Extension or body for manifold, two SK connections Ø16

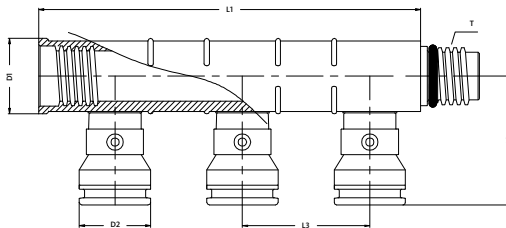
ART. NO.	L1	L2	L3	D1	D2	T
VSK-1616	100	50	50	30	28	Special thread



ТИП: VSK-161616

Extension or body for manifold, three SK connections Ø16

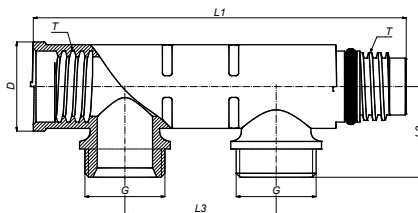
ART. NO.	L1	L2	L3	D1	D2	T
VSK-161616	150	50	50	30	28	Special thread



ТИП: VSKEK-0502

Extension or body for manifold, two eurocone connections

ART. NO.	L1	L2	L3	D1	D2	G	T
VSKEK-0502	100	30	50	29,5	29,8	3/4"	Special thread

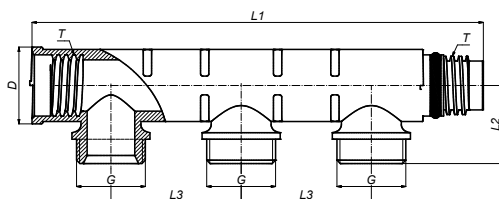




ТИП: VSKEK-0503

Extension or body for manifold, three eurocone connections

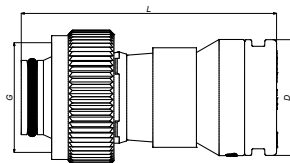
ART. NO.	L1	L2	L3	D	G	T
	mm	mm	mm	mm		
VSKEK-0503	149,5	30	50	29,5	3/4"	Special thread



ТИП: 19SK

Push fitting with eurocone connection

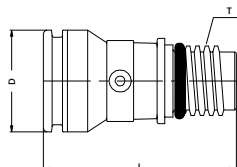
ART. NO.	L	D	G
	mm	mm	
19SK-1605	62	28	3/4"
19SK-2005	62	33	3/4"



ТИП: VVSK

Straight entry piece

ART. NO.	L	D	T
	mm	mm	
VVSK-20	63	33	Special thread
VVSK-26	62	40	Special thread



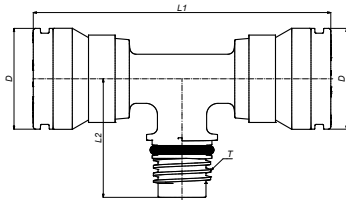
- 1
- 2
- 3
- 4
- 5
- 6
- 7
- 8
- 9
- 10
- 11

9 DELIVERY PROGRAMME

- 1
- 2
- 3
- 4
- 5
- 6
- 7
- 8
- 9
- 10
- 11

ТИП: VVSK-TM

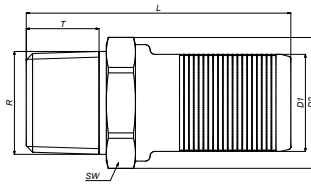
T-piece for supply for Vision manifold



ART. NO.	L1	L2	D	T
	mm	mm	mm	
VVSK-T26M26	117,5	46,65	40	Special thread

ТИП: 17SKS

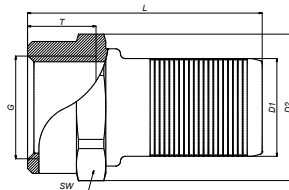
Straight nipple male



ART. NO.	L	D1	D2	R	SW
	mm	mm	mm		mm
17SKS-2004	54,5	20	27	1/2"	24
17SKS-2005	56	20	30	3/4"	27
17SKS-2604	54,6	26	34	1/2"	30
17SKS-2605	56	26	34	3/4"	30

ТИП: 18SKS

Straight nipple female

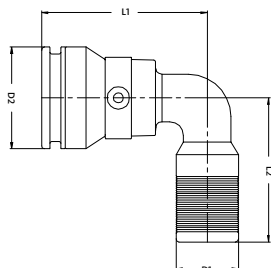


ART. NO.	L	D1	D2	R	SW
	mm	mm	mm		mm
18SKS-2004	48	20	30	1/2"	27
18SKS-2005	53	20	36	3/4"	32
18SKS-2604	47	26	34	1/2"	30
18SKS-2605	50,3	26	36	3/4"	32



ТИП: VVSK-90

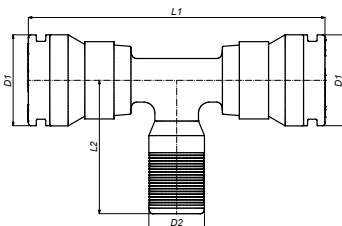
Bent 90° for manifold



ART. NO.	L1	L2	D1	D2
	mm	mm	mm	mm
VVSK-20-90	52	47	20	33
VVSK-26-90	60	51	26	40

ТИП: VVSK-T

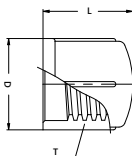
T for manifold



ART. NO.	L1	L2	D1	D2
	mm	mm	mm	mm
VVSK-T202020	106,8	46,6	20	33
VVSK-T262626	120	50,8	26	40

ТИП: VSK-ENDCAP

Stop and female for manifold



ART. NO.	L	D	T
	mm	mm	
VS-ENDCAP	29	30	26

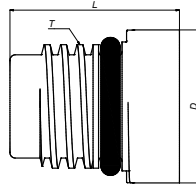
- 1
- 2
- 3
- 4
- 5
- 6
- 7
- 8
- 9
- 10
- 11

9 DELIVERY PROGRAMME

- 1
- 2
- 3
- 4
- 5
- 6
- 7
- 8
- 9
- 10
- 11

ТИП: VSK-ENDCAP-M

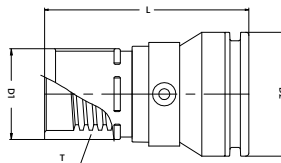
Stop and female for manifold



ART. NO.	L	D	T
	mm	mm	
VS-ENDCAP-M	31	28	Special thread

ТИП: VDSK

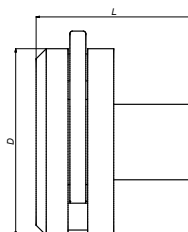
Straight female adapter for manifold or manifold extension



ART. NO.	L	D1	D2	T
	mm	mm	mm	
VDSK-20	68	30	33	Special thread
VDSK-26	65	30	40	Special thread

ТИП: STOPCLIP

Reusable stop and clip for push fit connection



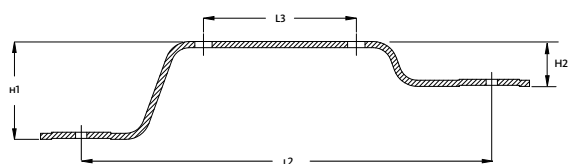
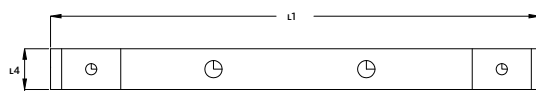

ART. NO.	L	D
	mm	mm
SK-STOPCLIP16	29	35
SK-STOPCLIP20	30	40
SK-STOPCLIP26	30	49



ТИП: SK-B05

Bracket for Vision manifolds

ART. NO.	L1	L2	L3	L4	H1	H2
SK-B05	250	200	75	20	45,5	18,5



1

2

3

4

5

6

7

8

9

10

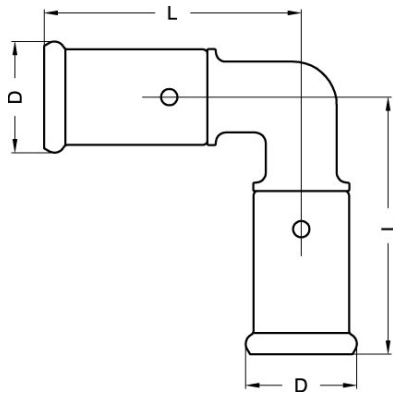
11

9 DELIVERY PROGRAMME

9.4 Brass press fittings

ТИП: 1P

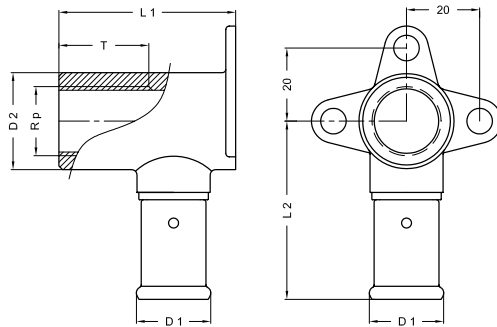
Elbow 90°



ART. NR.	L mm	D mm
1P-1414	50	20
1P-1616	50	22
1P-1818	57,5	24
1P-2020	57,5	26
1P-2626	57,5	32
1P-3232	70	39

ТИП: 2P

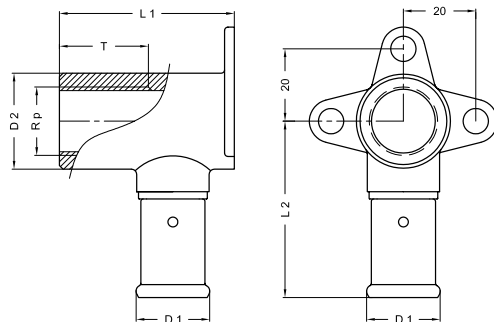
Backplate elbow female



ART. NR.	L1 mm	L2 mm	D1 mm	D2 mm	Rp	T mm
2P-1604	52	52,5	22	26	1/2"	30
2P-1804	52	52,5	24	26	1/2"	30
2P-2004	52	52,5	26	26	1/2"	30
2P-2005	52	54,5	26	34	3/4"	22
2P-2605	52	55,5	32	34	3/4"	22

ТИП: 2P-K

Backplate elbow female, short model

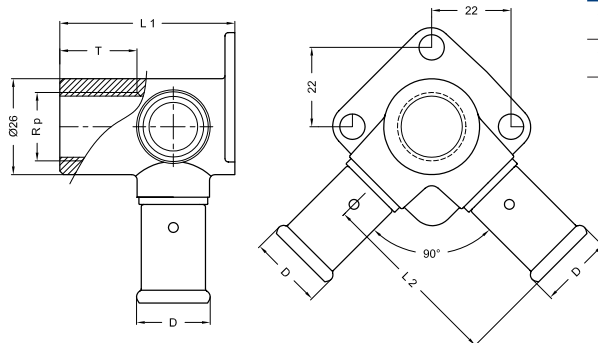


ART. NR.	L1 mm	L2 mm	D1 mm	D2 mm	Rp	T mm
2P-1404K	35	52,5	20	26	1/2"	30
2P-1604K	35	52,5	22	26	1/2"	30



ТИП: 3P

Double backplate elbow female



ART. NR.	L1 mm	L2 mm	D mm	Rp mm	T mm
3P-160416	52	52,5	22	1/2"	30
3P-200420	52	52,5	26	1/2"	30

ТИП: SS

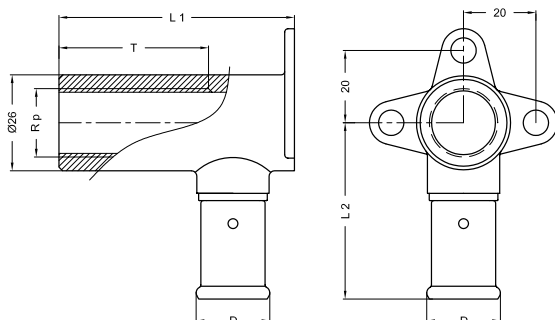
Isolation for brass wallplate



ART. NR.	Type
SS2P04	for 2P 1/2"
SS2P05	for 2P 3/4"
SS3P04	for 3P 1/2"
SS4P05	for 4P 1/2"

ТИП: 4P

Backplate elbow female, extended model



ART. NR.	L1 mm	L2 mm	D mm	Rp mm	T mm
4P-1604	78	52,5	22	1/2"	56
4P-1804	78	52,5	24	1/2"	56
4P-2004	78	52,5	26	1/2"	56

- 1
- 2
- 3
- 4
- 5
- 6
- 7
- 8
- 9
- 10
- 11

9 DELIVERY PROGRAMME

1

2

3

4

5

6

7

8

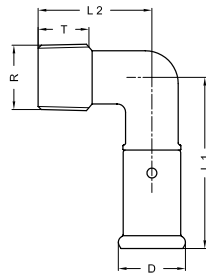
9

10

11

ТИП: 5P

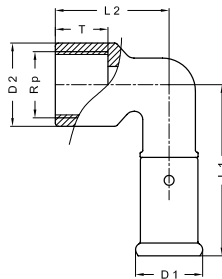
Bent 90° male adapter



ART. NR.	L1 mm	L2 mm	D mm	R	T mm
5P-1404	50	33,5	20	1/2"	13,5
5P-1603	50	33,5	22	3/8"	13,5
5P-1604	50	33,5	22	1/2"	13,5
5P-1804	50	33,5	24	1/2"	13,5
5P-2004	50	33,5	26	1/2"	13,5
5P-2005	50	33,5	26	3/4"	14,5
5P-2605	57,5	46	32	3/4"	14,5
5P-3206	57,5	46	39	1"	16,5

ТИП: 6P

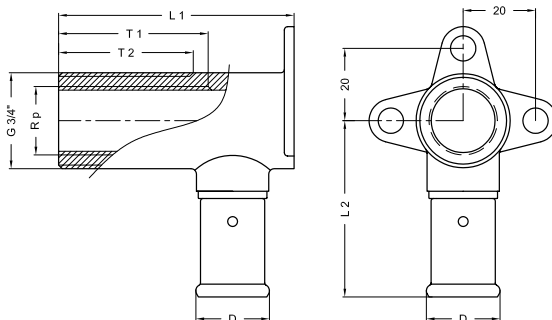
Bent 90° female adapter



ART. NR.	L1 mm	L2 mm	D1 mm	D2 mm	Rp	T mm
6P-1404	50	33,5	20	26	1/2"	13,5
6P-1604	50	33,5	22	26	1/2"	13,5
6P-1804	50	33,5	24	26	1/2"	13,5
6P-2004	50	33,5	26	26	1/2"	13,5
6P-2005	57,5	33,5	26	34	3/4"	15,5
6P-2605	57,5	46	32	34	3/4"	15,5
6P-3206	70	48	39	40	1"	18

ТИП: 7P

Backplate elbow male

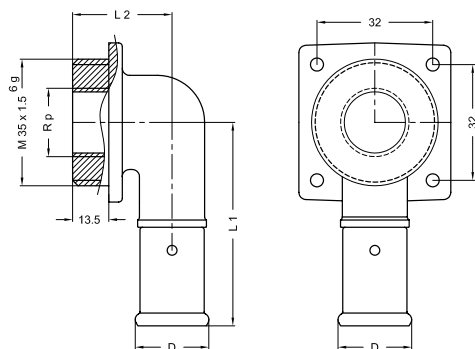



ART. NR.	L1 mm	L2 mm	D mm	Rp	T1 mm	T2 mm
7P-1605	78	52,5	22	3/4"	56	48
7P-1805	78	52,5	24	3/4"	56	48
7P-2005	78	52,5	26	3/4"	56	48
7P-1605K	65	52,5	22	3/4"	43	35



ТИП: 8P

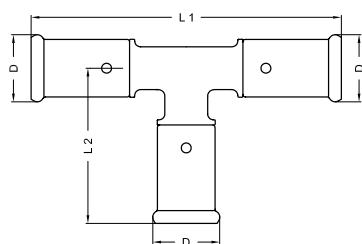
Washing machine adapter



ART. NR.	L1	L2	D	Rp	T
	mm	mm	mm		mm
8P-1604	60	42	22	1/2"	13,5

ТИП: 9P

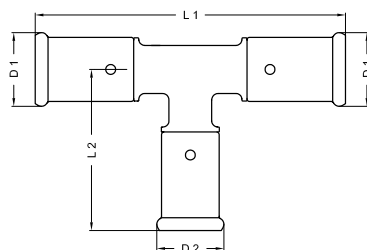
T-piece



ART. NR.	L1	L2	D
	mm	mm	mm
9P-141414	100	50	20
9P-161616	100	50	22
9P-181818	115	57,5	24
9P-202020	115	57,5	26
9P-262626	115	57,5	32
9P-323232	140	70	39

ТИП: 10P

T-reduced centre



ART. NR.	L1	L2	D1	D2
	mm	mm	mm	mm
10P-161416	100	50	22	20
10P-181418	115	57,5	24	20
10P-181618	115	57,5	24	22
10P-201620	115	57,5	26	22
10P-201820	115	57,5	26	24
10P-261626	115	57,5	32	22
10P-261826	115	57,5	32	24
10P-262026	115	57,5	32	26
10P-321632	140	57,5	39	22
10P-321832	140	57,5	39	24
10P-322032	140	57,5	39	26
10P-322632	140	63	39	32

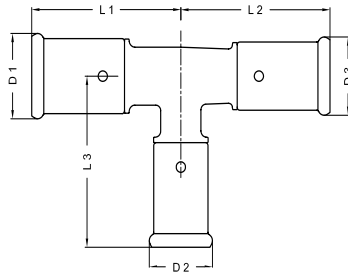
- 1
- 2
- 3
- 4
- 5
- 6
- 7
- 8
- 9
- 10
- 11

9 DELIVERY PROGRAMME

- 1
- 2
- 3
- 4
- 5
- 6
- 7
- 8
- 9
- 10
- 11

ТИП: 11P

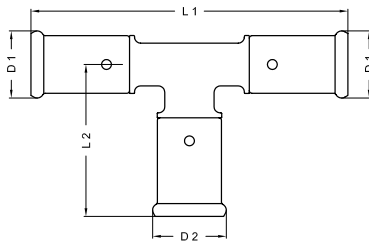
T-branch and line reduced



ART. NR.	L1	L2	L3	D1	D2	D3
	mm	mm	mm	mm	mm	mm
11P-161414	50	50	50	22	20	20
11P-181616	57,5	57,5	57,5	24	22	22
11P-201616	57,5	57,5	57,5	26	22	22
11P-201818	57,5	57,5	57,5	26	24	24
11P-202016	57,5	57,5	57,5	26	26	22
11P-261620	57,5	57,5	57,5	32	22	26
11P-262020	57,5	57,5	57,5	32	26	26
11P-262616	57,5	57,5	57,5	32	32	22
11P-262620	57,5	57,5	57,5	32	32	26
11P-322026	70	63	57,5	39	26	32
11P-322626	70	63	63	39	32	32

ТИП: 12P

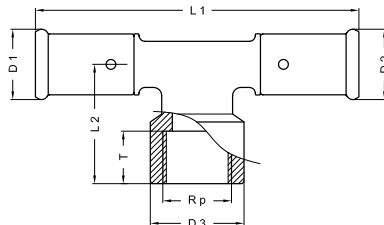
T-enlarged branch



ART. NR.	L1	L2	D1	D2
	mm	mm	mm	mm
12P-161816	115	57,5	22	24
12P-162016	115	57,5	22	26
12P-202620	115	57,5	26	32
12P-263226	126	70	32	39

ТИП: 13P

T-with female iron branch

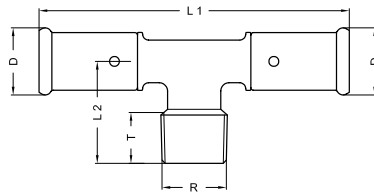


ART. NR.	L1	L2	D1	D2	D3	Rp	T
	mm	mm	mm	mm	mm		mm
13P-160416	100	33,5	22	22	26	1/2"	13,5
13P-180418	100	33,5	24	24	26	1/2"	13,5
13P-200420	100	33,5	26	26	26	1/2"	13,5
13P-200520	100	37,5	26	26	34	3/4"	13,5
13P-260420	115	42	32	26	26	1/2"	13,5
13P-260426	115	42	32	32	26	1/2"	13,5
13P-260526	115	46	32	32	34	3/4"	15,5
13P-320532	140	44	39	39	34	3/4"	15,5
13P-320632	140	48	39	39	40	1"	15,5
13P-320732	140	53	39	39	48	5/4"	18



ТИП: 14P

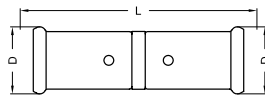
T-with male iron branch



ART. NR.	L1 mm	L2 mm	D mm	R	T mm
14P-160416	100	33,5	22	1/2"	13,5
14P-180418	100	33,5	24	1/2"	13,5
14P-200420	100	33,5	26	1/2"	13,5
14P-200520	100	37,5	26	3/4"	13,5
14P-260426	115	46	32	1/2"	13,5
14P-260526	115	46	32	3/4"	15,5
14P-260626	115	46	32	1"	15,5
14P-320532	140	44	39	3/4"	15,5
14P-320632	140	44	39	1"	15,5

ТИП: 15P

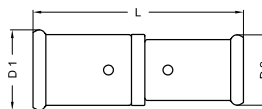
Straight coupling



ART. NR.	L mm	D mm
15P-1414	68	20
15P-1616	68	22
15P-1818	68	24
15P-2020	68	26
15P-2626	68	32
15P-3232	94	39

ТИП: 16P

Reduced coupling



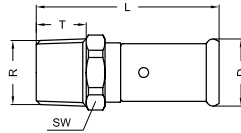
ART. NR.	L mm	D1 mm	D2 mm
16P-1614	62	22	20
16P-1814	62	24	20
16P-1816	62	24	22
16P-2014	62	26	20
16P-2016	62	26	22
16P-2018	62	26	24
16P-2616	62,2	32	22
16P-2618	62,2	32	24
16P-2620	62,2	32	26
16P-3216	75	39	22
16P-3220	75	39	26
16P-3226	75,2	39	32

9 DELIVERY PROGRAMME

- 1
- 2
- 3
- 4
- 5
- 6
- 7
- 8
- 9
- 10
- 11

ТИП: 17P

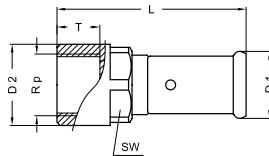
Straight male iron adapter



ART. NR.	L mm	SW mm	D mm	R	T mm
17P-1403	54	18	20	3/8"	13,5
17P-1404	58	22	20	1/2"	13,5
17P-1603	54	21	22	3/8"	13,5
17P-1604	58	22	22	1/2"	13,5
17P-1804	58	22	24	1/2"	13,5
17P-1805	59	27	24	3/4"	14,5
17P-2004	58	23	26	1/2"	13,5
17P-2005	59	27	26	3/4"	14,5
17P-2605	59	30	32	3/4"	14,5
17P-2606	62	36	32	1"	16,5
17P-3206	78	44	39	1"	16,5
17P-3207	75	36	39	5/4"	19

ТИП: 18P

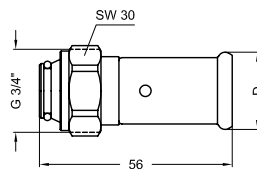
Straight female iron adapter



ART. NR.	L mm	SW mm	D1 mm	D2 mm	Rp	T mm
18P-1404	60	24	20	26	1/2"	13,5
18P-1604	60	24	22	26	1/2"	13,5
18P-1804	60	24	24	26	1/2"	13,5
18P-1805	63	30	24	34	3/4"	15,5
18P-2004	60	24	26	26	1/2"	13,5
18P-2005	63	30	26	34	3/4"	15,5
18P-2605	63	31	32	34	3/4"	15,5
18P-2606	60,7	36	32	40	1"	18
18P-3206	72,5	36	39	40	1"	18
18P-3207	81,5	44	39	48	5/4"	21

ТИП: 19P

Nickel plated press-fit adapter to eurocone

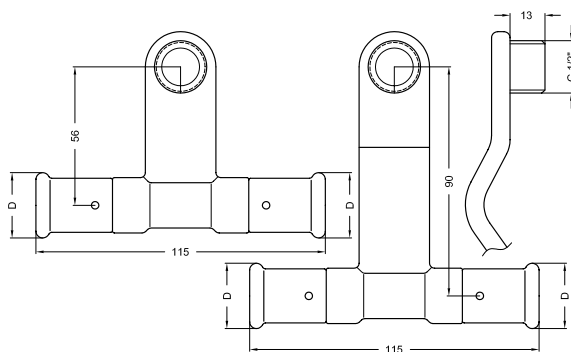



ART. NR.	D mm
19P-1605	22
19P-1805	24
19P-2005	26



ТИП: 20P

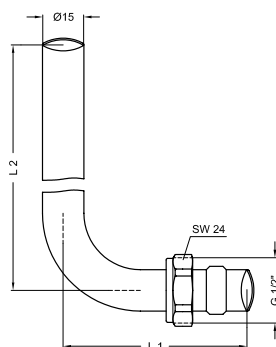
Fitting short model for plintheating



ART. NR.	D mm
20P-1604	22
20P-1804	24

ТИП: 21P

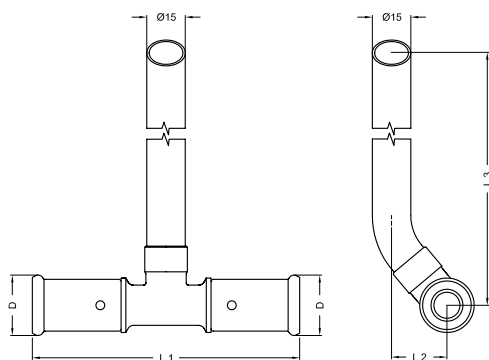
Elbow for plintheating chrome-plated



ART. NR.	L1 mm	L2 mm
21P-1504	70,5	122,5

ТИП: 22P

T, radiator connection nickel plated 300mm copper pipe Ø15



ART. NR.	L1 mm	L2 mm	L3 mm	D mm
22P-1404	100,3	23	300	20
22P-1604	100	26	300	22
22P-1804	98,8	24,5	300	24
22P-2004	99,3	22,5	300	26

- 1
- 2
- 3
- 4
- 5
- 6
- 7
- 8
- 9
- 10
- 11

9 DELIVERY PROGRAMME

1

2

3

4

5

6

7

8

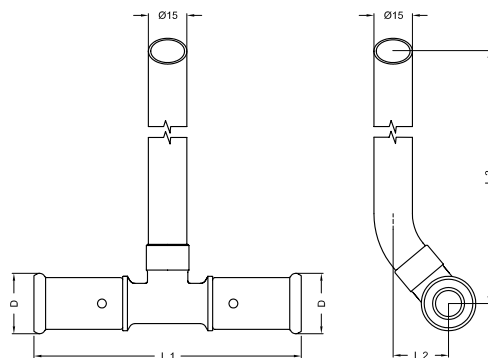
9

10

11

ТИП: 23P

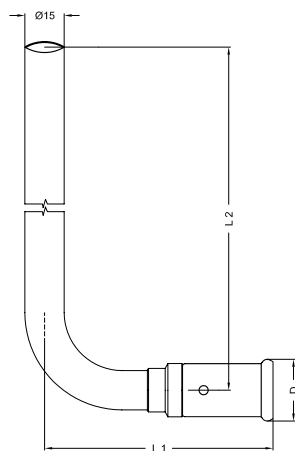
T, radiator connection nickel plated 1100mm copper pipe Ø15



ART. NR.	L1	L2	L3	D
	mm	mm	mm	mm
23P-1604	99,4	26	1100	22
23P-1804	98,8	24,5	1100	24
23P-2004	99,3	22,5	1100	26

ТИП: 24P

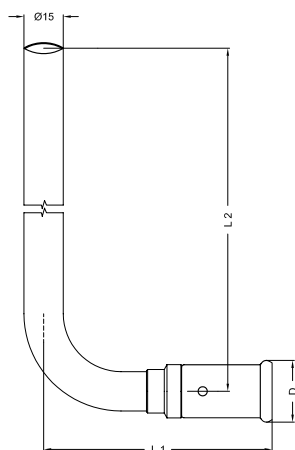
Radiator connection nickel plated 300mm copper pipe Ø15



ART. NR.	L1	L2	D
	mm	mm	mm
24P-1604	96	300	22
24P-1804	96	300	24
24P-2004	99	300	26

ТИП: 25P

Radiator connection nickel plated 1100mm copper pipe Ø15

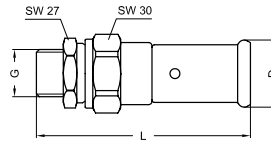



ART. NR.	L1	L2	D
	mm	mm	mm
25P-1604	95	1100	22
25P-1804	95	1100	24
25P-2004	95	1100	26



ТИП: 26P

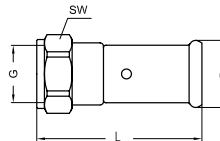
Pressfitting self-filling



ART. NR.	L mm	D mm	G
26P-1604	81,3	22	1/2"
26P-1605	82,2	22	3/4"
26P-1804	81,3	24	1/2"
26P-1805	82,2	24	3/4"
26P-2004	81,5	26	1/2"
26P-2005	82,7	26	3/4"
26P-2605	88,5	32	3/4"
26P-2606	90,7	32	1"
26P-3206	106,4	39	1"

ТИП: 26P-Z

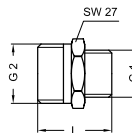
Press-fit swivel adapter



ART. NR.	L mm	D mm	SW mm	G
26P-14Z04	46,7	20	24	1/2"
26P-16Z03	45,8	20	30	3/8"
26P-16Z04	47,7	22	25	1/2"
26P-16Z05	41,9	22	30	3/4"
26P-18Z05	46,7	24	30	3/4"
26P-20Z04	42,3	26	30	1/2"
26P-20Z05	45,9	26	30	3/4"
26P-26Z06	49,8	32	37	1"
26P-32Z06	63	39	46	1"
26P-32Z07	63,14	39	46	5/4"

ТИП: N

Nipple for 26P-Z



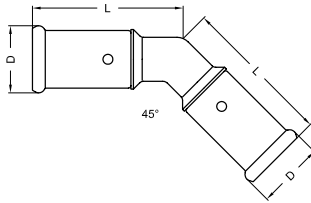
ART. NR.	L mm	G1	G2
N04	33	1/2"	3/4"
N05	34	3/4"	3/4"
N0605	34	1"	3/4"

9 DELIVERY PROGRAMME

- 1
- 2
- 3
- 4
- 5
- 6
- 7
- 8
- 9
- 10
- 11

ТИП: 27P

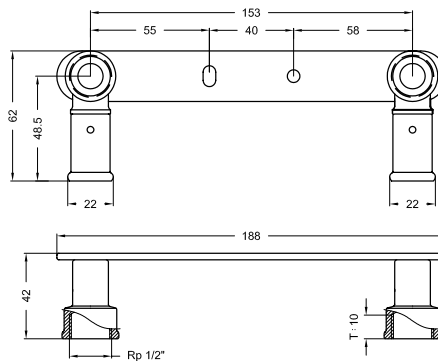

45° bend



ART. NR.	L mm	D mm
27P-2626	33	32
27P-3232	76	39

ТИП: 28P

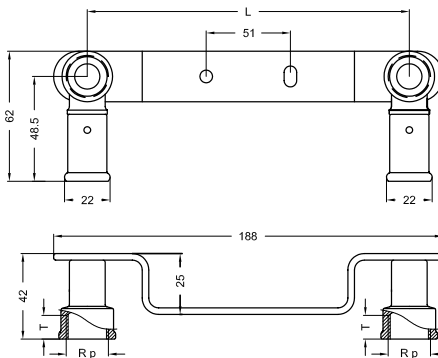

Double backplate elbow female, build-up



ART. NR.	Type
28P-14041604	14X1/2"X16X1/2"
28P-16041604	16X1/2"X16X1/2"

ТИП: 28PV

Double backplate elbow female, build-in




ART. NR.	L mm	Rp	T mm
28PV-16031603	120	3/8"	9
28PV-16041604	153	1/2"	10



ТИП: 28PF

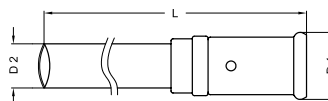
Double blackplate elbow female for plaster



ART. NR.	Type
28PF-16041604	16X1/2"X16X1/2"

ТИП: 29P

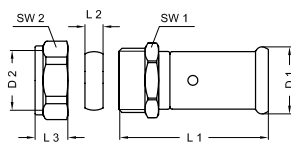

Press-fit adapter to copper pipe



ART. NR.	L	D1	D2
	mm	mm	mm
29P-1615	95,5	22	15
29P-2022	99	26	22
29P-2622	97,5	32	22

ТИП: 30P

Press-fit adapter to copper compression



ART. NR.	L1	L2	L3	SW1	SW2	D1	D2
	mm	mm	mm	mm	mm	mm	mm
30P-1614S	52,8	7,5	14	22	24	22	14
30P-1615S	52,3	8	12,7	22	24	22	15
30P-2022S	53,2	8,5	14	30	32	26	22
30P-2622S	53,2	8,5	14	30	32	32	22

- 1
- 2
- 3
- 4
- 5
- 6
- 7
- 8
- 9
- 10
- 11

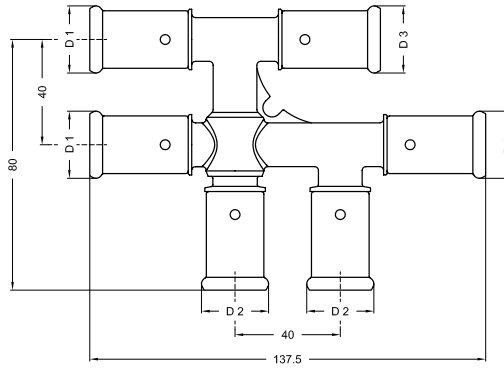



9 DELIVERY PROGRAMME

- 1
- 2
- 3
- 4
- 5
- 6
- 7
- 8
- 9
- 10
- 11

ТИП: 31P

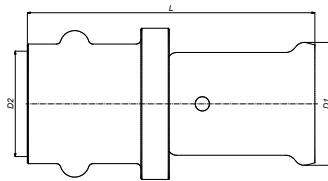
Double crossover tee



ART. NR.	D1 mm	D2 mm	D3 mm
31P-161616	22	22	22
31P-161620	22	22	26
31P-201616	26	22	22
31P-201620	26	22	26
31P-202020	26	26	26

ТИП: 32P

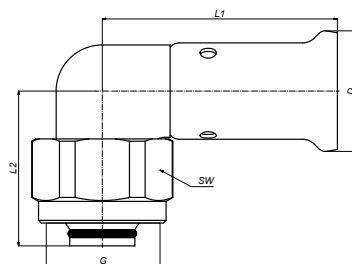
Press-fit adapter to copper press (V-profile)



ART. NR.	L mm	D1 mm	D2 mm
32P-1615P	64	22	15
32P-2022P	72	26	22
32P-2622P	71	32	22

ТИП: 33P

Nickel plated press-fit adapter to eurocone, bent 90°

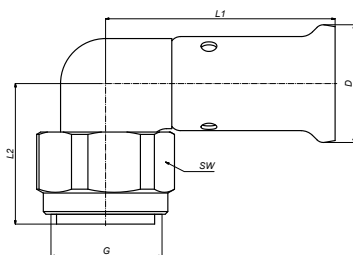


ART. NR.	L1 mm	L2 mm	D mm	SW mm	G
33P-1605	50	34,2	22	30	3/4"



ТИП: 34P

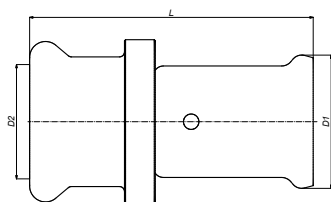
HENCO press swivel adapter with flat sealing, bent 90°



ART. NR.	L1 mm	L2 mm	D mm	SW mm	G
34P-1604	47,75	23,2	22	24	1/2"
34P-1605	47,7	31	22	30	3/4"
34P-2005	48,5	29	26	30	3/4"
34P-3206	54,6	38	39	46	1"

ТИП: 35P

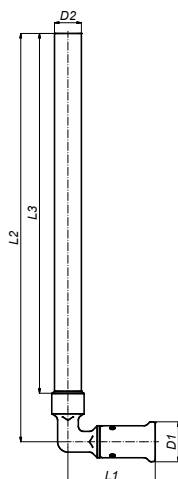
Press-fit adapter to copper press (M-profile)



ART. NR.	L mm	D1 mm	D2 mm
35P-1612P			
35P-1615P	53,8	22	15,3
35P-2018P	53,8	26	18,3
35P-2022P	56,8	26	22,3
35P-2622P	56,8	32	22,3
35P-3228P	70	39	28,3

ТИП: 37P

Press-fit adapter to copper pipe, elbow



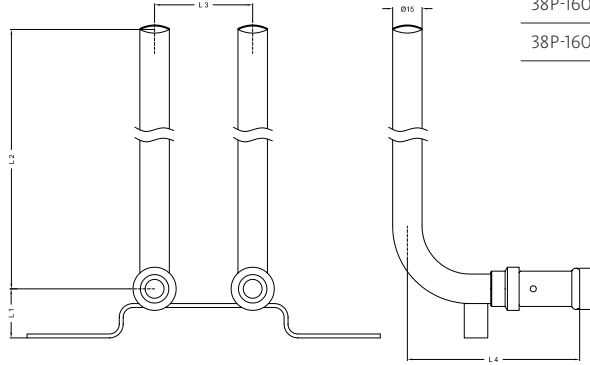
ART. NO.	L1 mm	L2 mm	L3 mm	D1 mm	D2 mm
37P-1412L	50	230	200	20	12
37P-1612L	50	230	200	22	15
37P-1615L	50	230	200	22	12

9 DELIVERY PROGRAMME

- 1
- 2
- 3
- 4
- 5
- 6
- 7
- 8
- 9
- 10
- 11

ТИП: 38P

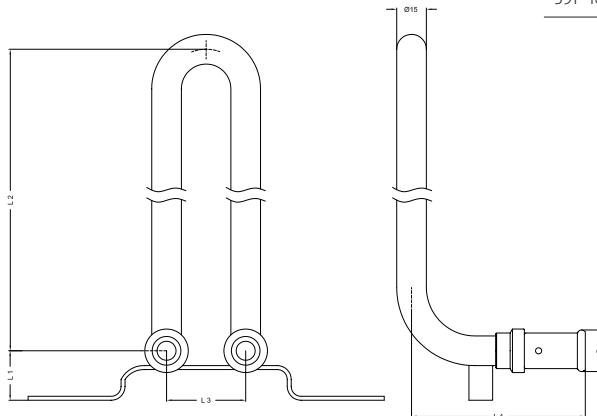
Double bend for radiator nickel plated 300mm copper pipe Ø15, open end



ART. NR.	L1	L2	L3	L4	D
	mm	mm	mm	mm	mm
38P-160440	25	300	40	88	22
38P-160450	25	300	50	88	22

ТИП: 39P

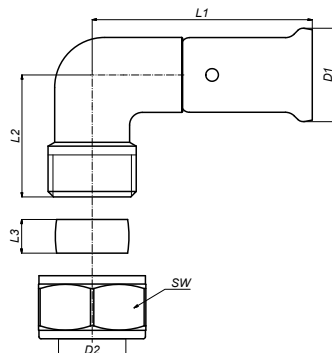
Double bend for radiator nickel plated 300mm copper pipe Ø15, connected end



ART. NR.	L1	L2	L3	L4	D
	mm	mm	mm	mm	mm
39P-160450	25	325	50	88	22

ТИП: 40P

Press-fit elbow to copper compression



ART. NR.	L1	L2	L3	SW	D1	D2
	mm	mm	mm	mm	mm	mm
40P-1615S	52	30,5	8	24	22	15,25
40P-2022S	54,35	36,75	8,5	32	26	22,3
40P-2622S	56,75	36,75	8,5	32	32	22,3



ТИП: 52P

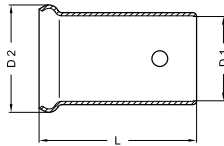
Easy mounting/repair fitting



ART. NR.	L mm	D mm
52P16	132,6	22
52P20	132,7	26
52P26	132,7	32
52P32	179	39

ТИП: HULS

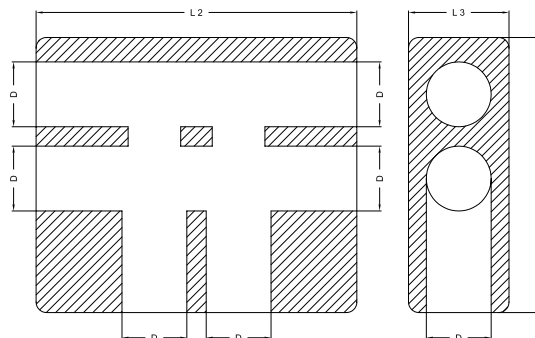
Stainless steel press fit shroud



ART. NR.	L mm	D1 mm	D2 mm
H14	30,8	14,4	20
H16	30,8	16,2	22
H18	30,8	18,2	24
H20	30,8	20,2	26
H26	30,8	26,3	32
H32	41,8	32	39
H40	41,8	40,4	47
H50	57,5	50,2	57
H63	69,8	63,2	70

ТИП: ISO-BOX

Insulation box for double crossover tee



ART. NR.	L1 mm	L2 mm	L3 mm	D mm
ISO-BOX	120	140	44	28