

LEVERINGSPROGRAMMA



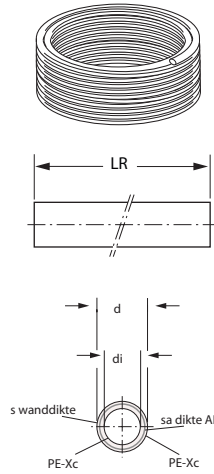
9.1	Buizen	125
9.2	Kunststof persfittingen	135
9.3	Kunststof steekfittingen	159



9.1 Buizen

TYPE: STANDARD ROL (PE-Xc/AL/PE-Xc)

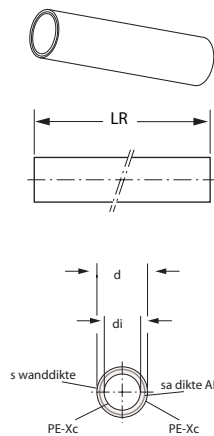
Henco meerlagenbuis (rol)



Rollen			
d	di	s	LR
mm	mm	mm	m
12	8,8	1,6	100 - 200
14	10	2	50 - 100 - 200
16	12	2	50 - 100 - 200 - 500
18	14	2	100 - 200
20	16	2	25 - 50 - 100
26	20	3	50
32	26	3	50

TYPE: STANDARD STANG (PE-Xc/AL/PE-Xc)

Henco meerlagenbuis (stang)



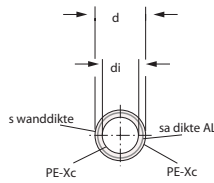
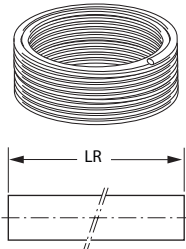
Stangen			
d	di	s	LR
mm	mm	mm	m
16	12	2	3 - 4 - 5
18	14	2	3 - 4 - 5
20	16	2	3 - 4 - 5
26	20	3	3 - 4 - 5
32	26	3	3 - 4 - 5
40	33	3,5	3 - 4 - 5
50	42	4	3 - 4 - 5
63	54	4,5	3 - 4 - 5
75	63	6	5
90	76	7	5

9 LEVERINGSPROGRAMMA

- 1
- 2
- 3
- 4
- 5
- 6
- 7
- 9
- 10
- 11

TYPE: RIXc ROL (PE-Xc/AL/PE-Xc)

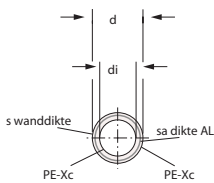
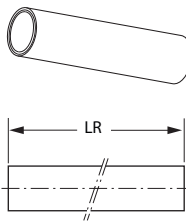
Henco meerlagenbuis (rol)



Rollen			
d	di	s	LR
mm	mm	mm	m
16	12	2	50 - 100 - 200 - 500
18	14	2	100 - 200
20	16	2	100
26	20	3	50

TYPE: RIXc STANG (PE-Xc/AL/PE-Xc)

Henco meerlagenbuis (stang)

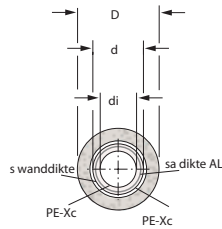
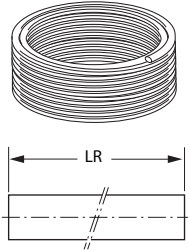



Stangen			
d	di	s	LR
mm	mm	mm	m
16	12	2	3 - 4 - 5
18	14	2	3 - 4 - 5
20	16	2	3 - 4 - 5
26	20	3	3 - 4 - 5



TYPE: STANDARD ISO (PE-Xc/AL/PE-Xc)

Henco voorgeïsoleerde meerlagenbuis STANDARD



Rollen: 6mm isolatie

d	di	D	s	LR
mm	mm	mm	mm	m
14	10	26	2	100
16	12	28	2	100
18	14	30	2	50
20	16	32	2	50
26	20	38	3	25 - 50
32	26	44	3	25

Rollen: 10mm isolatie

d	di	D	s	LR
mm	mm	mm	mm	m
14	10	34	2	50
16	12	36	2	50
18	14	38	2	50
20	16	40	2	50
26	20	46	3	25 - 50
32	26	52	3	25

Rollen: 13mm isolatie

d	di	D	s	LR
mm	mm	mm	mm	m
16	12	42	2	50
18	14	44	2	50
20	16	46	2	50
26	20	52	3	50
32	26	58	3	25

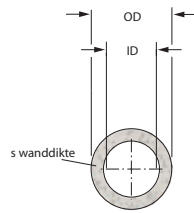
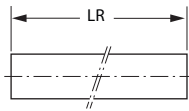
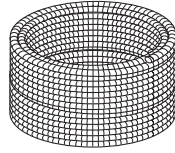
- 1
- 2
- 3
- 4
- 5
- 6
- 7
- 8
- 9
- 10
- 11

9 LEVERINGSPROGRAMMA

- 1
- 2
- 3
- 4
- 5
- 6
- 7
- 8
- 9
- 10
- 11

TYPE: MANTEL

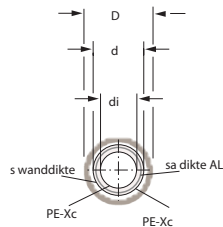
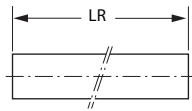
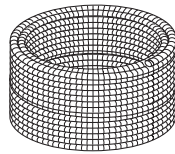
Henco mantelbuis



Rollen				
d	OD	ID	s	LR
mm	mm	mm	mm	m
14	25,9	20,9	5	100
16	25,9	20,9	5	100
18	25,9	20,9	5	100
20	30,75	25,2	5,55	50
26	37,7	31,7	6	50
32	45,6	39	6,9	25

TYPE: STANDARD BUIS IN BUIS (PE-Xc/AL/PE-Xc)

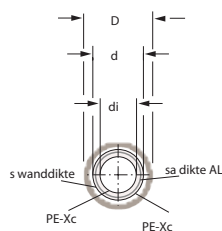
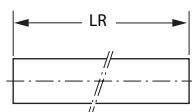
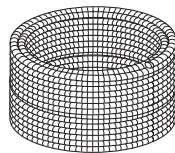
Henco meerlagenbuis met mantel



Rollen				
d	di	D	s	LR
mm	mm	mm	mm	m
14	10	23	2	25 - 50 - 100
16	12	23	2	25 - 50 - 100
18	14	23	2	50 - 100
20	16	28	2	25 - 50 - 100
26	20	35	3	25 - 50
32	26	39	3	25

TYPE: RIXc BUIS IN BUIS (PE-Xc/AL/PE-Xc)

Henco meerlagenbuis met mantel (rol)

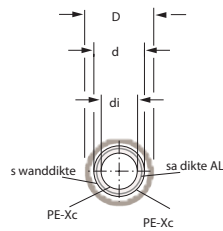
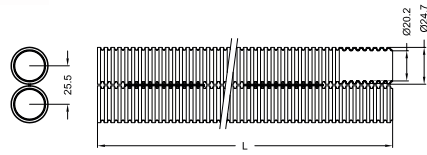
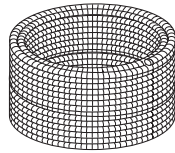


Rollen				
d	di	D	s	LR
mm	mm	mm	mm	m
16	12	23	2	25 - 50 - 100
18	14	23	2	50 - 100
20	16	28	2	25 - 50 - 100
26	20	35	3	50



TYPE: HENCO COMBI•

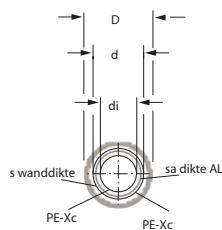
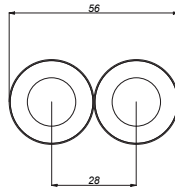
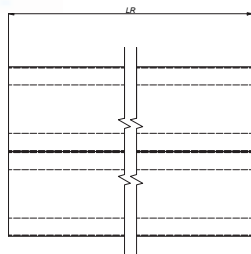
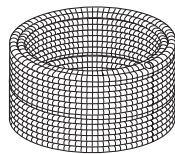
Henco dubbele meerlagenbuis met dubbele mantel



Rollen				
d	di	D	s	LR
mm	mm	mm	mm	m
16	12	25	2	50

TYPE: COMBI ISO

Henco Combi iso 6 mm (Rol)



Rollen				
d	di	D	s	LR
mm	mm	mm	mm	m
16	12	28	2	50

9 LEVERINGSPROGRAMMA

1

2

3

4

5

6

7

8

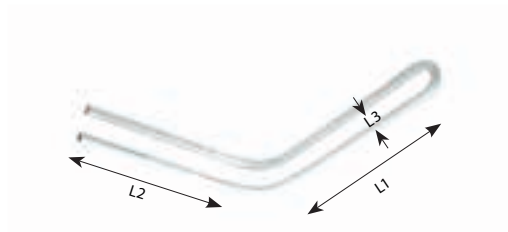
9

10

11

TYPE: LB

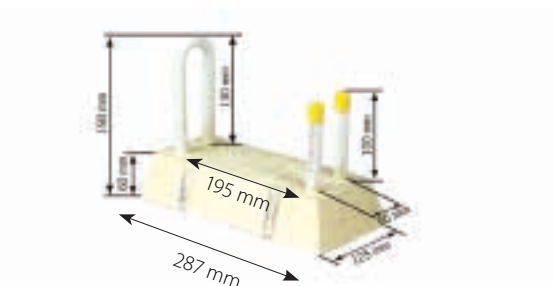
Dubbele radiatorbocht Henco buis Ø 16, doorverbonden einde



LB			
Art. Nr.	L1	L2	L3
	mm	mm	mm
LB50	420	358	50

TYPE: ISO-BLOCK-S


Dubbele radiatoraansluitbocht met isolatie, Ø 16, doorverbonden einde



ISO-BLOCK		
Art. Nr.	Type	LR
		mm
ISO-BLOCK-S	S	1M

TYPE: ISO-BLOCK-L

Dubbele radiatoraansluitbocht met isolatie, Ø 16, doorverbonden einde



ISO-BLOCK		
Art. Nr.	Type	LR
		mm
ISO-BLOCK-L	L	1M



TYPE: ISO-BLOCK-XL

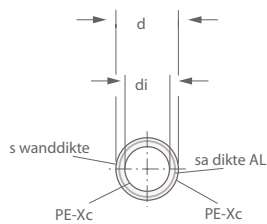
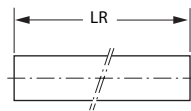
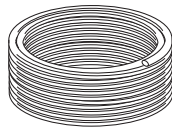
Dubbele radiatoraansluitbocht met isolatie, Ø 16, doorverbonden einde



ISO-BLOCK		
Art. Nr.	Type	LR mm
ISO-BLOCK-XL	XL	1M

TYPE: FLOOR-RIXc (PE-Xc/AL/PE-Xc)

Henco meerlagenbuis voor vloerverwarming (rol)*



Rollen			
d mm	di mm	s mm	LR m
16	12	2	50 - 100 - 200 - 500
20	16	2	100 - 200 - 400

*60°C / 6 Bar

- 1
- 2
- 3
- 4
- 5
- 6
- 7
- 8
- 9
- 10
- 11

9 LEVERINGSPROGRAMMA

1

2

3

4

5

6

7

8

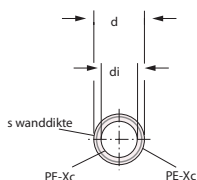
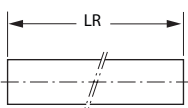
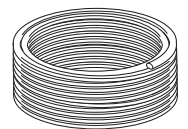
9

10

11

TYPE: 5L PE-Xc (PE-Xc/EVOH/PE-Xc)

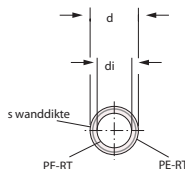
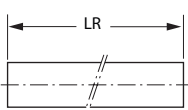
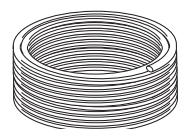
Henco meerlagenbuis voor vloerverwarming (rol)



Rollen			
d	di	s	LR
mm	mm	mm	m
16	12	2	200 - 600
17	13	2	200 - 600
18	14	2	240
20	16	2	200 - 600

TYPE: 5L PE-RT (PE-RT/EVOH/PE-RT)

Henco meerlagenbuis voor vloerverwarming (rol)

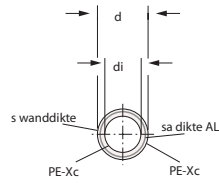
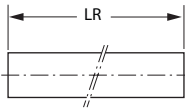
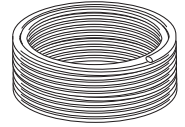


Rollen			
d	di	s	LR
mm	mm	mm	m
16	12	2	120 - 200 - 600
17	13	2	600
18	14	2	600
20	16	2	600



TYPE: STANDARD GAS ROL (PE-Xc/AL/PE-Xc)

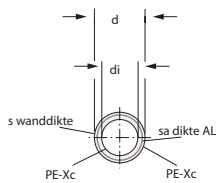
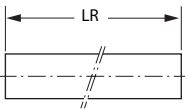
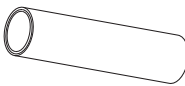
Henco meerlagenbuis voor gas (rol)



Rollen			
d	di	s	LR
mm	mm	mm	m
16	12	2	25 - 50
20	16	2	25 - 50
26	20	3	50
32	26	3	50

TYPE: STANDARD GAS STANG (PE-Xc/AL/PE-Xc)

Henco meerlagenbuis voor gas (stang)

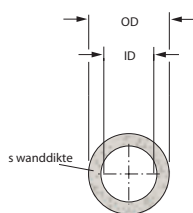
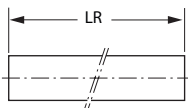
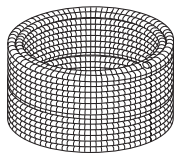


Stangen			
d	di	s	LR
mm	mm	mm	m
16	12	2	5
20	16	2	5
26	20	3	5
32	26	3	5
40	33	3,5	5

9 LEVERINGSPROGRAMMA

TYPE: MANTEL VOOR GAS

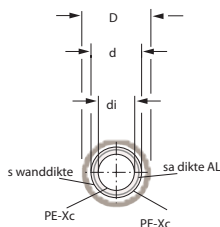
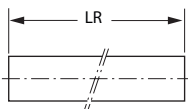
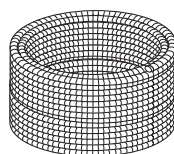
Henco mantelbuis voor gas



Rollen				
d	OD	ID	s	LR
mm	mm	mm	mm	m
16	23	19	4	100
20	28	23	5	50
26	34	29,5	4,5	50
32	41,5	36,5	5	25

TYPE: STANDARD GAS BUIS IN BUIS (PE-Xc/AL/PE-Xc)

Henco meerlagenbuis met mantel voor gas (rol)

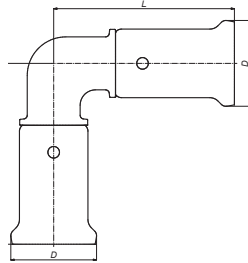


Rollen				
d	di	D	s	LR
mm	mm	mm	mm	m
16	12	23	2	25 - 50
20	16	28	2	25 - 50
26	20	35	3	50
32	26	39	3	25



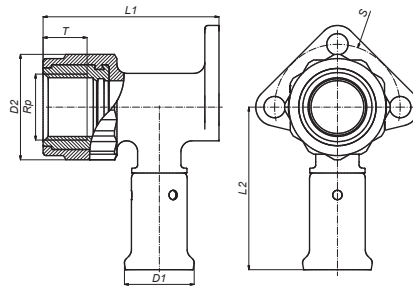
9.2 Kunststof persfittingen

TYPE: 1PK
TYPE: 1PKW
 Bocht, 90°



ART. NR.	L mm	D mm
1PK-1414	46	20
1PK-1616	47	22
1PK-1818	48	24
1PK-2020	49	26
1PK-2626	54	32
1PK-3232	72	39
1PK-4040	78	47
1PK-5050	100	57
1PK-6363	116	70
1PKW-1616	47	22
1PKW-2020	49	26
1PKW-2626	54	32
1PKW-3232	72	39

TYPE: 2PK
TYPE: 2PKW
TYPE: 2PKW-N
 Sanitair muurplaat binnendraad



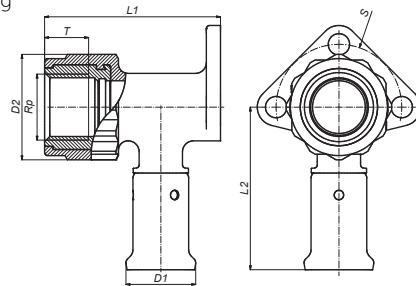
ART. NR.	L1 mm	L2 mm	D1 mm	D2 mm	Rp	T mm	S mm
2PK-1404BP*	56	52	20	33	1/2"	13,5	40
2PK-1603	56	52	22	33	3/8"	13,5	40
2PK-1604BP*	56	52	22	33	1/2"	13,5	40
2PK-1804BP*	56	52	24	33	1/2"	13,5	40
2PK-2004BP*	56	52	26	33	1/2"	13,5	40
2PK-2005	61	58	26	40	3/4"	15,5	46
2PK-2605	66	58	32	40	3/4"	15,5	46
2PKW-1604	56	52	22	33	1/2"	13,5	40
2PKW-2004	56	52	26	33	1/2"	13,5	40
2PKW-2005	61	58	26	40	3/4"	15,5	46
2PKW-2605	66	58	32	40	3/4"	15,5	46
2PKW-1604-N	56	52	22	33	1/2"	13,5	40
2PKW-2004-N	56	52	26	33	1/2"	13,5	40
2PKW-2005-N	61	58	26	40	3/4"	15,5	46
2PKW-2605-N	66	58	32	40	3/4"	15,5	46

* Met zwarte plug BP04 1/2"

9 LEVERINGSPROGRAMMA

TYPE: 2PK-K TYPE: 2PKW-K

Sanitair muurplaat binnendraad, laag

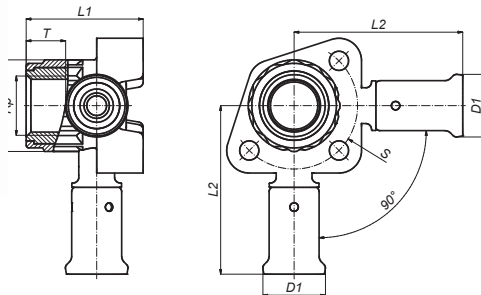


ART. NR.	L1	L2	D1	D2	Rp	T	S
	mm	mm	mm	mm		mm	mm
2PK-1604KBP*	40	52	22	33	1/2"	3,5	45
2PKW-1604K	40	52	22	33	1/2"	3,5	45

* Met zwarte plug BP04 1/2"

TYPE: 3PK TYPE: 3PKW TYPE: 3PKW-N

Sanitair muurplaat binnendraad dubbel, laag

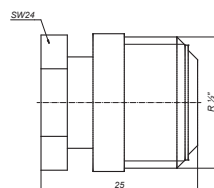


ART. NR.	L1	L2	D1	D2	Rp	T	S
	mm	mm	mm	mm		mm	mm
3PK-160416BP*	42	60	22	33	1/2"	14	45
3PK-200420BP*	43,5	60	26	33	1/2"	14	45
3PKW-160416	42	60	22	33	1/2"	14	45
3PKW-200420	43,5	60	26	33	1/2"	14	45
3PKW-160416-N	42	60	22	33	1/2"	14	45
3PKW-200420-N	43,5	60	26	33	1/2"	14	45

* Met zwarte plug BP04 1/2"

TYPE: BP04

Zwarte stop voor 1/2" nippel

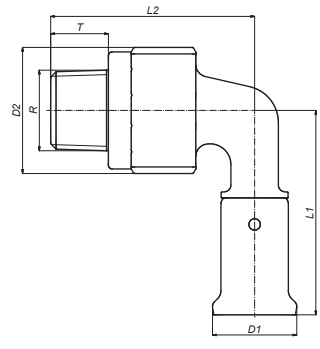


ART. NR.	L	R
	mm	
BP04*	25	1/2"

* ter bescherming van de binnendraad, niet voor afpersen geschikt

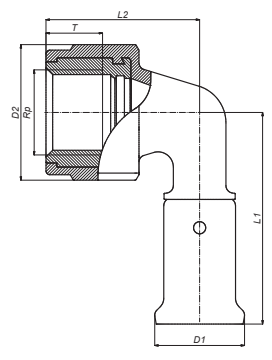


TYPE: 5PK
TYPE: 5PKW
TYPE: 5PKW-N
 Bocht 90°, buitendraad



ART. NR.	L1	L2	D1	D2	R	T
	mm	mm	mm	mm		mm
5PK-1404	54	54	20	33	1/2"	13,5
5PK-1604	54	54	22	33	1/2"	13,5
5PK-1804	54	54	24	33	1/2"	13,5
5PK-2004	56	56	26	33	1/2"	13,5
5PK-2005	58	58	26	40	3/4"	14,5
5PK-2605	60	62	32	40	3/4"	14,5
5PK-3206	75	68,5	39	45,5	1"	16,5
5PK-4007	84	77	47	56,5	5/4"	19
5PK-5007	101	86	57	56,5	5/4"	19
5PK-5008	101	93	57	70	6/4"	20
5PK-6310	126	118	70	90	2"	23
5PKW-1604	54	54	22	33	1/2"	13,5
5PKW-2004	56	56	26	33	1/2"	13,5
5PKW-2005	58	58	26	40	3/4"	14,5
5PKW-2605	60	62	32	40	3/4"	14,5
5PKW-3206	75	68,5	39	45,5	1"	16,5
5PKW-1604-N	54	54	22	33	1/2"	13,5
5PKW-2004-N	56	56	26	33	1/2"	13,5
5PKW-2005-N	58	58	26	40	3/4"	14,5
5PKW-2605-N	60	62	32	40	3/4"	14,5
5PKW-3206-N	75	68,5	39	45,5	1"	16,5

TYPE: 6PK
TYPE: 6PKW
 Bocht 90°, binnendraad



ART. NR.	L1	L2	D1	D2	Rp	T
	mm	mm	mm	mm		mm
6PK-1404BP*	53	39	20	33	1/2"	13,5
6PK-1603	53	39	22	33	3/8"	13,5
6PK-1604BP*	53	39	22	33	1/2"	13,5
6PK-1804BP*	53	39	24	33	1/2"	13,5
6PK-2004BP*	53	39	26	33	1/2"	13,5
6PK-2005	60	47,5	26	40	3/4"	15,5
6PK-2605	60	47,5	32	40	3/4"	15,5
6PK-3206	75	58,5	39	45,5	1"	18
6PK-4007	81	72	47	56,5	5/4"	21
6PK-5007	101	77	57	56,5	5/4"	21
6PK-5008	101	82	57	70	6/4"	25
6PK-6310	126	104	70	90	2"	30
6PKW-1603	53	39	22	33	3/8"	13,5
6PKW-1604	53	39	26	33	1/2"	13,5
6PKW-2004	53	39	26	33	1/2"	13,5
6PKW-2005	60	47,5	26	40	3/4"	15,5
6PKW-2605	60	47,5	32	40	3/4"	15,5
6PKW-3206	75	58,5	39	45,5	1"	18
6PKW-1603-N	53	39	22	33	3/8"	13,5
6PKW-1604-N	53	39	26	33	1/2"	13,5
6PKW-2004-N	53	39	26	33	1/2"	13,5
6PKW-2005-N	60	47,5	26	40	3/4"	15,5
6PKW-2605-N	60	47,5	32	40	3/4"	15,5
6PKW-3206-N	75	58,5	39	45,5	1"	18

* Met zwarte plug BP04 1/2"

9 LEVERINGSPROGRAMMA

1

2

3

4

5

6

7

8

9

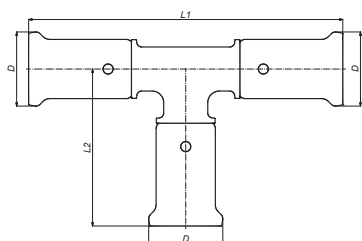
10

11

TYPE: 9PK

TYPE: 9PKW

T-stuk

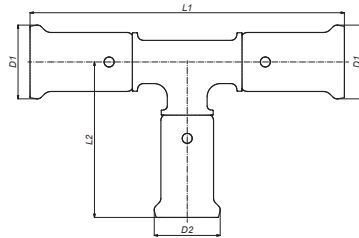


ART. NR.	L1 mm	L2 mm	D mm
9PK-141414	93	46	20
9PK-161616	94	47	22
9PK-181818	97	48,5	24
9PK-202020	98	49	26
9PK-262626	107	53	32
9PK-323232	140	70	39
9PK-404040	151	75	47
9PK-505050	191	95	57
9PK-636363	232	117	70
9PKW-161616	94	47	22
9PKW-202020	98	49	26
9PKW-262626	107	53	32
9PKW-323232	140	70	39



TYPE: 10PK
TYPE: 10PKW

T-verlopend



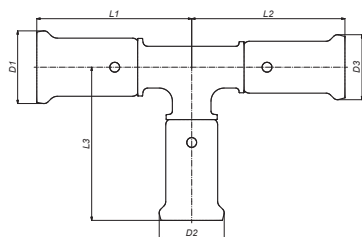
ART. NR.	L1 mm	L2 mm	D1 mm	D2 mm
10PK-161416	95	47,5	22	20
10PK-181418	97	49	24	20
10PK-181618	97	49	24	22
10PK-201420	95	49	26	20
10PK-201620	94	49	26	22
10PK-201820	98	50,5	26	24
10PK-261626	98	53	32	22
10PK-261826	100	53	32	24
10PK-262026	103	54	32	26
10PK-321632	133	58	39	22
10PK-321832	133	58	39	24
10PK-322032	133	58	39	26
10PK-322632	133	58	39	32
10PK-401640	120	59	47	22
10PK-402040	123	59	47	26
10PK-402640	136	61	47	32
10PK-403240	144	75	47	39
10PK-502050	153	65	57	26
10PK-502650	160	64	57	32
10PK-503250	167	77	57	39
10PK-504050	184	81	57	47
10PK-632663	187	71	70	32
10PK-633263	193	84	70	39
10PK-634063	212	87	70	47
10PK-635063	220	103	70	57
10PKW-201620	94	49	26	22
10PKW-261626	98	53	32	22
10PKW-262026	103	54	32	26
10PKW-321632	133	58	39	22
10PKW-322032	133	58	39	26
10PKW-322632	133	58	39	32

- 1
- 2
- 3
- 4
- 5
- 6
- 7
- 8
- 9
- 10
- 11

9 LEVERINGSPROGRAMMA

TYPE: 11PK TYPE: 11PKW

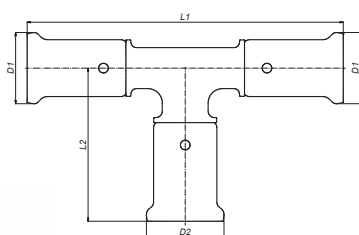
T-2x verlopend



ART. NR.	L1 mm	L2 mm	L3 mm	D1 mm	D2 mm	D3 mm
11PK-161414	47,5	47,5	47	22	20	20
11PK-181616	48,5	49,3	49,3	24	22	22
11PK-201616	47,5	49,5	49,5	26	22	22
11PK-201818	49,5	50,3	50,2	26	24	24
11PK-202016	49,5	51	49,5	26	26	22
11PK-261616	51,8	51,8	51,8	32	22	22
11PK-261620	51,8	51,8	53,5	32	22	26
11PK-262016	51,5	51,5	53,2	32	26	22
11PK-262020	51,8	51,8	54	32	26	26
11PK-262616	53,5	56	53,5	32	32	22
11PK-262620	53,5	54,5	53,2	32	32	26
11PK-322026	66,8	60	58,5	39	26	32
11PK-322626	66,3	60	58,5	39	32	32
11PK-402032	62	62	59	47	26	39
11PK-402632	68	72	61,4	47	32	39
11PK-403232	70,5	70,5	72	47	39	39
11PK-404026	74,5	70,5	75,5	47	47	32
11PK-404032	74,5	74,5	75,5	47	47	39
11PK-502040	78	65	64	57	26	47
11PK-502640	80	65	64	57	32	47
11PK-503240	84	68	77	57	39	47
11PK-504040	88	73	77	57	47	47
11PKW-201616	47,5	49,5	49,5	26	22	22
11PKW-202016	49,5	51	49,5	26	26	22
11PKW-261616	51,8	51,8	51,8	32	22	22
11PKW-261620	51,8	51,8	53,5	32	22	26
11PKW-262016	51,5	51,5	53,2	32	26	22
11PKW-262020	51,8	51,8	54	32	26	26
11PKW-262616	53,5	56	53,5	32	32	22
11PKW-262620	53,5	54,5	53,2	32	32	26
11PKW-322026	66,8	60	58,5	39	26	32
11PKW-322626	66,3	60	58,5	39	32	32

TYPE: 12PK TYPE: 12PKW

T-vergroot

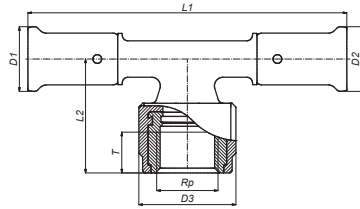


ART. NR.	L1 mm	L2 mm	D1 mm	D2 mm
12PK-161816	98	48,5	22	24
12PK-162016	101	48,5	22	26
12PK-202620	108	52	26	32
12PK-263226	114	66	32	39
12PK-324032	145	69	39	47
12PK-405040	154	88	47	57
12PKW-162016	101	48,5	22	26
12PKW-202620	108	52	26	32
12PKW-263226	114	66	32	39



TYPE: 13PK
TYPE: 13PKW
TYPE: 13PKW-N

T-binnendraad



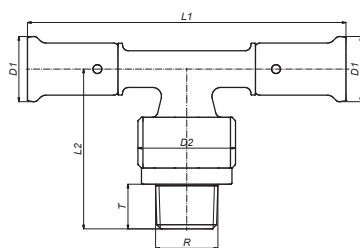
ART. NR.	L1	L2	D1	D2	D3	Rp	T
	mm	mm	mm	mm	mm		mm
13PK-160416BP*	109	39	22	22	33	1/2"	13,5
13PK-180418BP*	109	39	24	24	33	1/2"	13,5
13PK-200420BP*	109	39	26	26	33	1/2"	13,5
13PK-200520	119	47	26	26	40	3/4"	15,5
13PK-260420BP*	109	43	32	26	33	1/2"	13,5
13PK-260426BP*	109	43	32	32	33	1/2"	13,5
13PK-260526	119	47	32	32	40	3/4"	15,5
13PK-320532	146	52,5	39	39	40	3/4"	15,5
13PK-320632	149	56	39	39	45,5	1"	18
13PK-320732	161	66	39	39	56,5	5/4"	21
13PK-400640	153	63	47	47	45,5	1"	18
13PK-400740	158	69	47	47	56,5	5/4"	21
13PK-500850	202	84	57	57	70	6/4"	25
13PK-631063	242	104	70	70	90	2"	30
13PKW-160416	109	39	22	22	33	1/2"	13,5
13PKW-200420	109	39	26	26	33	1/2"	13,5
13PKW-200520	119	47	26	26	40	3/4"	15,5
13PKW-260426	109	43	32	32	33	1/2"	13,5
13PKW-260526	119	47	32	32	40	3/4"	15,5
13PKW-320532	146	52,5	39	39	40	3/4"	15,5
13PKW-320632	149	56	39	39	45,5	1"	18
13PKW-160416-N	109	39	22	22	33	1/2"	13,5
13PKW-200420-N	109	39	26	26	33	1/2"	13,5
13PKW-200520-N	119	47	26	26	40	3/4"	15,5
13PKW-260426-N	109	43	32	32	33	1/2"	13,5
13PKW-260526-N	119	47	32	32	40	3/4"	15,5
13PKW-320532-N	146	52,5	39	39	40	3/4"	15,5
13PKW-320632-N	149	56	39	39	45,5	1"	18

* Met zwarte plug BP04 1/2"

- 1
- 2
- 3
- 4
- 5
- 6
- 7
- 8
- 9
- 10
- 11

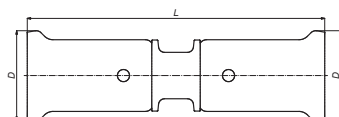
9 LEVERINGSPROGRAMMA

TYPE: 14PK
TYPE: 14PKW
TYPE: 14PKW-N
 T-buitendraad



ART. NR.	L1	L2	D1	D2	R	T
	mm	mm	mm	mm		mm
14PK-160416	109	54	22	33	1/2"	13,5
14PK-180418	109	54	24	33	1/2"	13,5
14PK-200420	109	54	26	33	1/2"	13,5
14PK-200520	114	58	26	40	3/4"	14,5
14PK-260426	119	60	32	33	1/2"	13,5
14PK-260526	119	63	32	40	3/4"	14,5
14PK-260626	124	65	32	45,5	1"	16,5
14PK-320532	146	66	39	40	3/4"	14,5
14PK-400640	150	74	47	45,5	1"	16,5
14PK-400740	161	80	47	56,5	5/4"	19
14PK-500850	202	88	57	70	6/4"	20
14PK-631063	236	109	70	90	2"	23
14PKW-160416	109	54	22	33	1/2"	13,5
14PKW-200420	109	54	26	33	1/2"	13,5
14PKW-200520	114	58	26	40	3/4"	14,5
14PKW-320532	146	66	39	40	3/4"	14,5
14PKW-160416-N	109	54	22	33	1/2"	13,5
14PKW-200420-N	109	54	26	33	1/2"	13,5
14PKW-200520-N	114	58	26	40	3/4"	14,5

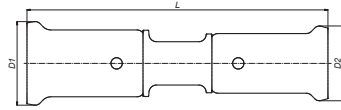
TYPE: 15PK
TYPE: 15PKW
 Doorverbinder recht



ART. NR.	L	D
	mm	mm
15PK-1414	74	20
15PK-1616	74	22
15PK-1818	75	24
15PK-2020	76	26
15PK-2626	81	32
15PK-3232	103	39
15PK-4040	106	47
15PK-5050	141	57
15PK-6363	171	70
15PKW-1616	74	22
15PKW-2020	76	26
15PKW-2626	81	32
15PKW-3232	103	39



TYPE: 16PK
TYPE: 16PKW
 Reductie



ART. NR.	L mm	D1 mm	D2 mm
16PK-1614	80,6	22	20
16PK-1814	82	24	20
16PK-1816	80,7	24	22
16PK-2014	78,9	26	20
16PK-2016	80,8	26	22
16PK-2018	80,7	26	24
16PK-2616	84	32	22
16PK-2618	85	32	24
16PK-2620	84	32	26
16PK-3216	107	38,5	22
16PK-3220	103	38,5	26
16PK-3226	102	38,5	32
16PK-4026	113,8	46,5	32
16PK-4032	115	46,5	38,5
16PK-5032	136	57	39
16PK-5040	143	57	46,5
16PK-6340	174	70	47
16PK-6350	173	70	57
16PKW-2016	80,8	26	22
16PKW-2616	84	32	22
16PKW-2620	84	32	26
16PKW-3216	107	38,5	22
16PKW-3220	103	38,5	26
16PKW-3226	102	38,5	32

- 1
- 2
- 3
- 4
- 5
- 6
- 7
- 8
- 9
- 10
- 11

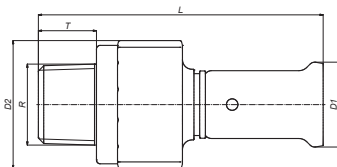
9 LEVERINGSPROGRAMMA

TYPE: 17PK

TYPE: 17PKW

TYPE: 17PKW-N

Recht aansluitstuk buitendraad

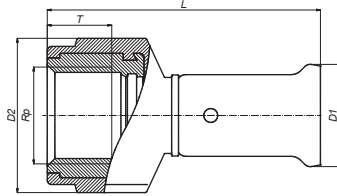


ART. NR.	L mm	D1 mm	D2 mm	R	T mm
17PK-1404	75	20	33	1/2"	13,5
17PK-1604	75	22	33	1/2"	13,5
17PK-1804	75	24	33	1/2"	13,5
17PK-1805	77	24	40	3/4"	14,5
17PK-2004	75	26	33	1/2"	13,5
17PK-2005	77	26	40	3/4"	14,5
17PK-2605	77	32	40	3/4"	14,5
17PK-2606	80	32	45,5	1"	16,5
17PK-3206	91	39	45,5	1"	16,5
17PK-3207	99	39	56,5	5/4"	19
17PK-4006	84	47	45,5	1"	16,5
17PK-4007	93	47	56,5	5/4"	19
17PK-5008	142	57	89	6/4"	20
17PK-6310	142	70	90	2"	23
17PKW-1604	75	22	33	1/2"	13,5
17PKW-2004	75	26	33	1/2"	13,5
17PKW-2005	77	26	40	3/4"	14,5
17PKW-2605	77	32	40	3/4"	14,5
17PKW-2606	80	32	45,5	1"	16,5
17PKW-3206	91	39	45,5	1"	16,5
17PKW-3207	99	39	56,5	5/4"	19
17PKW-1604-N	75	22	33	1/2"	13,5
17PKW-2004-N	75	26	33	1/2"	13,5
17PKW-2005-N	77	26	40	3/4"	14,5
17PKW-2605-N	77	32	40	3/4"	14,5
17PKW-2606-N	80	32	45,5	1"	16,5
17PKW-3206-N	91	39	45,5	1"	16,5
17PKW-3207-N	99	39	56,5	5/4"	19



TYPE: 18PK
TYPE: 18PKW
TYPE: 18PKW-N

Recht aansluitstuk binnendraad



ART. NR.	L	D1	D2	Rp	T
	mm	mm	mm		mm
18PK-1404	59,5	20	33	1/2"	13,5
18PK-1604	59,5	22	33	1/2"	13,5
18PK-1804	59,5	24	33	1/2"	13,5
18PK-1805	63	24	40	3/4"	15,5
18PK-2004	59,5	26	33	1/2"	13,5
18PK-2005	63	26	40	3/4"	15,5
18PK-2605	63	32	40	3/4"	15,5
18PK-2606	70,5	32	45,5	1"	18
18PK-3206	82	39	45,5	1"	18
18PK-3207	90	39	56,5	5/4"	21
18PK-4006	74,5	47	45,5	1"	18
18PK-4007	85	47	56,5	5/4"	21
18PK-5008	107,5	57	70	6/4"	25
18PK-6310	131	70	90	2"	30
18PKW-1604	59,5	22	33	1/2"	13,5
18PKW-2004	59,5	26	33	1/2"	13,5
18PKW-2005	63	26	40	3/4"	15,5
18PKW-2605	63	32	40	3/4"	15,5
18PKW-2606	70,5	32	45,5	1"	18
18PKW-3206	82	39	45,5	1"	18
18PKW-3207	90	39	56,5	5/4"	21
18PKW-1604-N	59,5	22	33	1/2"	13,5
18PKW-2004-N	59,5	26	33	1/2"	13,5
18PKW-2005-N	63	26	40	3/4"	15,5
18PKW-2605-N	63	32	40	3/4"	15,5
18PKW-2606-N	70,5	32	45,5	1"	18
18PKW-3206-N	82	39	45,5	1"	18
18PKW-3207-N	90	39	56,5	5/4"	21

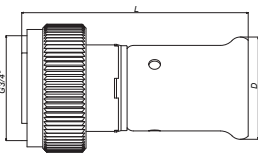
- 1
- 2
- 3
- 4
- 5
- 6
- 7
- 8
- 9
- 10
- 11

9 LEVERINGSPROGRAMMA

TYPE: 19PK

TYPE: 19PKW

Perskoppeling met wartel en euroconus aansluiting

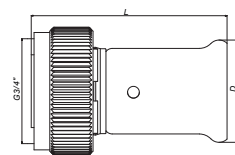


ART. NR.	L mm	D mm	G
19PK-1605	55	22	3/4"
19PK-2005	55	26	3/4"
19PKW-1605	55	22	3/4"
19PKW-2005	55	26	3/4"

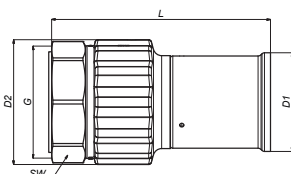
TYPE: 26PK

TYPE: 26PKW

Perskoppeling met wartel en vlakke dichting



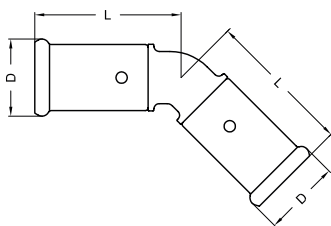
ART. NR.	L mm	D mm	G
26PK-1605	50	22	3/4"
26PK-2005	55	26	3/4"
26PKW-1605	50	22	3/4"
26PKW-2005	55	26	3/4"



ART. NR	L mm	D1 mm	D2 mm	G mm	SW mm
26PK-4008	103,5	47	56,5	1 1/2"	53
26PK-5010	126,5	57	70	2"	64
26PK-6312	154,5	70	88	2 1/2"	80

TYPE: 27PK

Bocht 45°



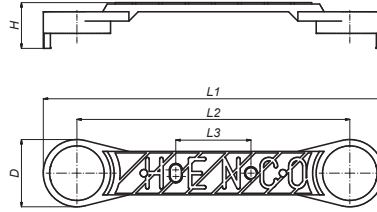
ART. NR.	L mm	D mm
27PK-4040	63	47
27PK-5050	84	57
27PK-6363	102	70



TYPE: 28PK-04

Beugel voor 28PK-2PK1604, 28PK-6PK1604 en 28PK-13PK160416


ART. NR.	L1	L2	L3	D	H
28PK-04	194	153	42	38	26



TYPE: 28PK-2PK1604

Dubbele muurplaat 153mm asafstand voor art. 2PK-1604

Art. Nr.	L1	L2	L3	D	H	TYPE
28PK-2PK1604BP*	194	153	42	38	56	2X(16X1/2")




* Met zwarte plug BP04 1/2"

TYPE: 28PK-6PK1604

Dubbele muurplaat 153mm asafstand voor art. 6PK-1604

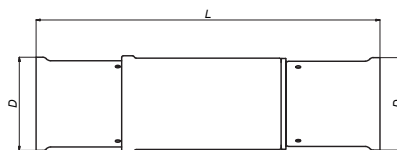
Art. Nr.	L1	L2	L3	D	H	TYPE
28PK-6PK1604BP*	194	153	42	38	64	2X(16X1/2")



* Met zwarte plug BP04 1/2"

TYPE: 53PK

Eenvoudige montage fitting



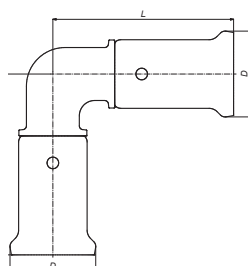
ART. NR.	L	D
53PK40	179	47
53PK50	210,5	57
53PK63	236,2	70

9 LEVERINGSPROGRAMMA

Kunststof persfittingen voor gas

TYPE: 1PKG

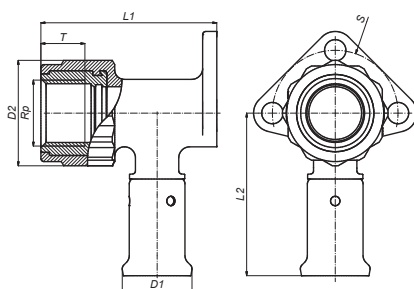
Bocht, 90°



ART. NR.	L mm	D mm
1PKG-1616	47	22
1PKG-2020	49	26
1PKG-2626	54	32
1PKG-3232	72	39
1PKG-4040	78	47

TYPE: 2PKG

Muurplaat binnendraad

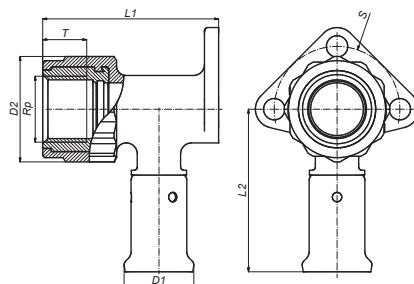


ART. NR.	L1 mm	L2 mm	D1 mm	D2 mm	Rp	T mm	S mm
2PKG-1603	56	52	22	33	3/8"	13,5	40
2PKG-1604BP*	56	52	22	33	1/2"	13,5	40
2PKG-2004BP*	56	52	26	33	1/2"	13,5	40
2PKG-2005	61	58	26	40	3/4"	15,5	46
2PKG-2605	66	58	32	40	3/4"	15,5	46

* Met zwarte plug BP04 1/2"

TYPE: 2PKG-K

Muurplaat binnendraad kort



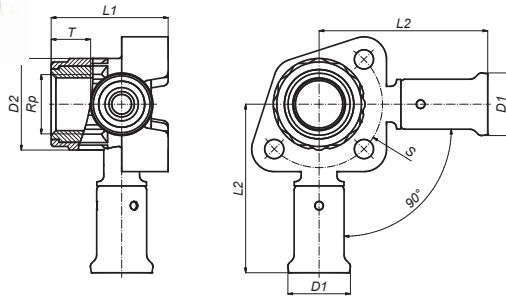
ART. NR.	L1 mm	L2 mm	D1 mm	D2 mm	Rp	T mm	S mm
2PKG-1604KBP*	40	52	22	33	1/2"	13,5	40

* Met zwarte plug BP04 1/2"



TYPE: 3PKG

Muurplaat binnendraad dubbel, kort

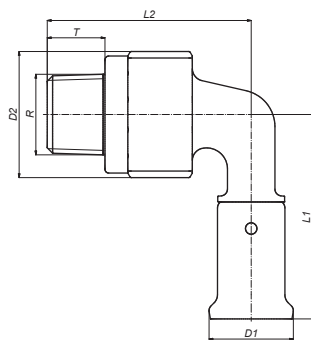


ART. NR.	L1	L2	D1	D2	Rp	T	S
	mm	mm	mm	mm		mm	mm
3PKG-200420BP*	60	43,5	26	33	1/2"	14	45

* Met zwarte plug BP04 1/2"

TYPE: 5PKG

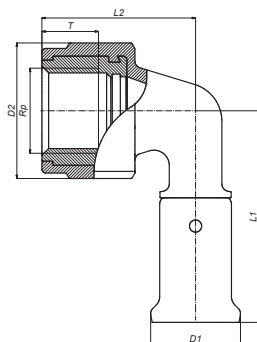
Bocht 90° buitendraad



ART. NR.	L1	L2	D1	D2	R	T
	mm	mm	mm	mm		mm
5PKG-1604	54	54	22	33	1/2"	13,5
5PKG-2004	56	56	26	33	1/2"	13,5
5PKG-2005	58	58	26	40	3/4"	14,5
5PKG-2605	60	62	32	40	3/4"	14,5
5PKG-3206	75	68,5	39	45,5	1"	16,5
5PKG-4007	84	77	47	56,5	5/4"	19

TYPE: 6PKG

Bocht 90° binnendraad



ART. NR.	L1	L2	D1	D2	Rp	T
	mm	mm	mm	mm		mm
6PKG-1604BP*	53	39	22	33	1/2"	13,5
6PKG-2004BP*	53	39	26	33	1/2"	13,5
6PKG-2005	60	47,5	26	40	3/4"	15,5
6PKG-2605	60	47,5	32	40	3/4"	15,5
6PKG-3206	75	58,5	39	45,5	1"	18
6PKG-4007	81	72	47	56,5	5/4"	19

* Met zwarte plug BP04 1/2"

9 LEVERINGSPROGRAMMA

1

2

3

4

5

6

7

8

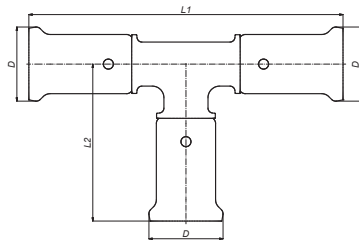
9

10

11

TYPE: 9PKG

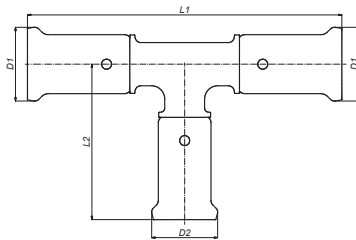
T-stuk



ART. NR.	L1 mm	L2 mm	D mm
9PKG-161616	94	47	22
9PKG-202020	98	49	26
9PKG-262626	107	53	32
9PKG-323232	140	70	39
9PKG-404040	150	75	47

TYPE: 10PKG

T-verlopend

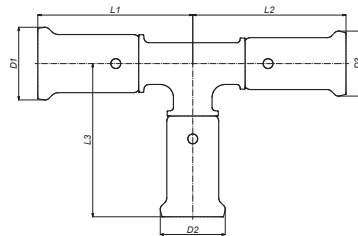


ART. NR.	L1 mm	L2 mm	D1 mm	D2 mm
10PKG-201620	94	49	26	22
10PKG-261626	98	53	32	22
10PKG-262026	103	54	32	26
10PKG-321632	133	58	39	22
10PKG-322032	133	58	39	26
10PKG-322632	133	58	39	32
10PKG-401640	118	59	47	22
10PKG-402040	122	59	47	26
10PKG-402640	134	31	47	32
10PKG-403240	143	75	47	39



TYPE: 11PKG

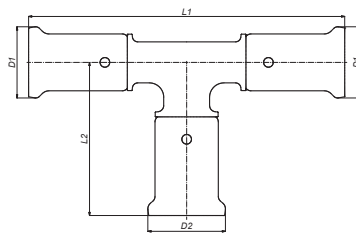
T-2x verlopend



ART. NR.	L1 mm	L2 mm	L3 mm	D1 mm	D2 mm	D3 mm
11PKG-201616	47,5	49,5	49,5	26	22	22
11PKG-202016	49,5	51	49,5	26	26	22
11PKG-261620	51,8	51,8	53,5	32	22	26
11PKG-262016	51,5	51,5	53,2	32	26	22
11PKG-262020	51,8	51,8	54	32	26	26
11PKG-262616	53,5	56	53,5	32	32	22
11PKG-262620	53,5	54,5	53,2	32	32	26
11PKG-322026	66,8	60	58,5	39	26	32
11PKG-322626	66,3	60	58,5	39	32	32
11PKG-402032	62	62	59	47	26	39
11PKG-402632	68	72	61,4	47	32	39
11PKG-403232	70,5	70,5	72	47	39	39
11PKG-404026	74,5	70,5	75,5	47	47	32
11PKG-404032	74,5	74,5	75,5	47	47	39

TYPE: 12PKG

T-vergroot

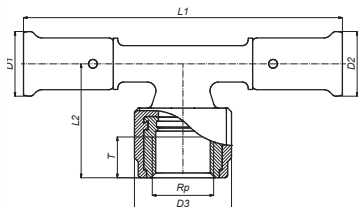


ART. NR.	L1 mm	L2 mm	D1 mm	D2 mm
12PKG-162016	101	48,5	22	26
12PKG-202620	108	52	26	32
12PKG-263226	114	66	32	39
12PKG-324032	145	69	39	47

9 LEVERINGSPROGRAMMA

TYPE: 13PKG

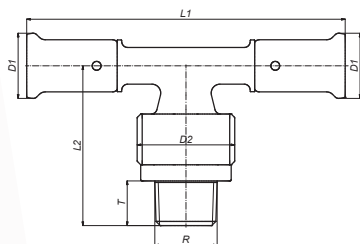
T-binnendraad



ART. NR.	L1	L2	D1	D2	D3	Rp	T
	mm	mm	mm	mm	mm		mm
13PKG-160416BP*	109	39	22	22	33	1/2"	13,5
13PKG-200420BP*	109	39	26	26	33	1/2"	13,5
13PKG-200520	119	47	26	26	40	3/4"	15,5
13PKG-260420BP*	109	43	32	26	33	1/2"	13,5
13PKG-260426BP*	109	43	32	32	33	1/2"	13,5
13PKG-260526	119	47	32	32	40	3/4"	15,5
13PKG-320532	145	52,5	39	39	40	3/4"	15,5
13PKG-320632	147	56	39	39	45,5	1"	16,5
13PKG-320732	161	66	39	39	56,5	5/4"	19
13PKG-400640	150	63	47	47	45,5	1"	16,5
13PKG-400740	158	69	47	47	56,5	5/4"	19

TYPE: 14PKG

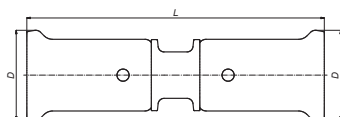
T-buitendraad



ART. NR.	L1	L2	D1	D2	R	T
	mm	mm	mm	mm		mm
14PKG-160416	109	54	22	33	1/2"	13,5
14PKG-200420	109	54	26	33	1/2"	13,5
14PKG-260426	119	60	32	33	1/2"	13,5
14PKG-260626	124	65	32	45,5	1"	16,5
14PKG-320532	146	66	39	40	3/4"	14,5
14PKG-400740	159	80	47	56,5	5/4"	19

TYPE: 15PKG

Doorverbinder recht

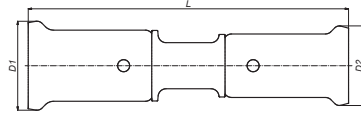


ART. NR.	L	D
	mm	mm
15PKG-1616	74	22
15PKG-2020	76	26
15PKG-2626	81	32
15PKG-3232	103	39
15PKG-4040	105	47



TYPE: 16PKG

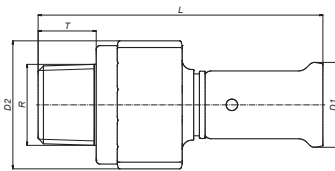
Reductie



ART. NR.	L mm	D1 mm	D2 mm
16PKG-2016	80,8	26	22
16PKG-2616	84	32	22
16PKG-2620	84	32	26
16PKG-3216	107	39	22
16PKG-3220	103	39	26
16PKG-3226	102	39	32
16PKG-4026	112	47	32
16PKG-4032	115	47	39

TYPE: 17PKG

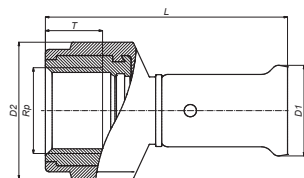
Recht aansluitstuk buitendraad



ART. NR.	L mm	D1 mm	D2 mm	R	T mm
17PKG-1604	75	22	33	1/2"	13,5
17PKG-2004	75	26	33	1/2"	13,5
17PKG-2005	77	26	40	3/4"	14,5
17PKG-2605	77	32	40	3/4"	14,5
17PKG-2606	80	32	45,5	1"	16,5
17PKG-3206	91	39	45,5	1"	16,5
17PKG-3207	99	39	56,5	5/4"	19
17PKG-4006	84	47	45,5	1"	16,5
17PKG-4007	91	47	56,5	5/4"	19

TYPE: 18PKG

Recht aansluitstuk binnendraad



ART. NR.	L mm	D1 mm	D2 mm	Rp	T mm
18PKG-1604	59,5	22	33	1/2"	13,5
18PKG-2004	59,5	26	33	1/2"	13,5
18PKG-2005	63	26	40	3/4"	15,5
18PKG-2605	63	32	40	3/4"	15,5
18PKG-2606	70,5	32	45,5	1"	18
18PKG-3206	82	39	45,5	1"	18
18PKG-3207	90	39	56,5	5/4"	21
18PKG-4006	73	47	45,5	1"	18
18PKG-4007	84	47	56,5	5/4"	21

- 1
- 2
- 3
- 4
- 5
- 6
- 7
- 8
- 9
- 10
- 11

9 LEVERINGSPROGRAMMA

1

2

3

4

5

6

7

8

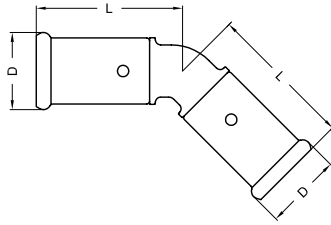
9

10

11

TYPE: 27PKG

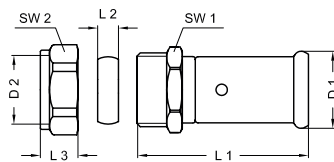
Bocht 45°



ART. NR.	L	D
	mm	mm
27PKG-4040	63	47

TYPE: 30PG

Overgangstuk Henco pers x koperbuis schroefkoppeling



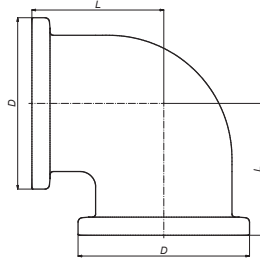
ART. NR.	L1	L2	L3	SW1	SW2	D1	D2
	mm	mm	mm	mm	mm	mm	mm
30PG-1615S	52,3	8	12,7	22	24	22	15
30PG-2022S	53,2	8,5	14	30	32	26	22
30PG-2622S	53,2	8,5	14	30	32	32	22



Kunststof fittingen voor Super Sizes

TYPE: 1HN

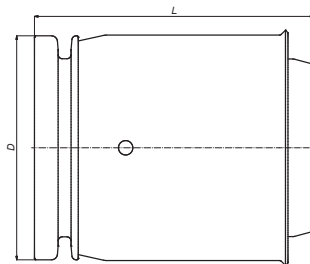
Bocht 90°



ART. NR.	L mm	D mm
1HNA	60	78
1HNB	77,5	114

TYPE: 8HN

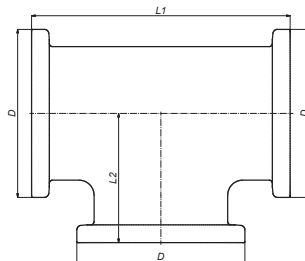
Persfitting



ART. NR.	L mm	D mm
8HNA-PK32	62,6	78
8HNA-PK40	63,6	78
8HNA-PK50	74,5	78
8HNA-PK63	84,5	78
8HNA-PK75	97,5	78
8HNB-PK90	111,8	114

TYPE: 9HN

T-stuk



ART. NR.	L1 mm	L2 mm	D mm
9HNA	120	60	78
9HNB	155	77,5	114

9 LEVERINGSPROGRAMMA

1

2

3

4

5

6

7

8

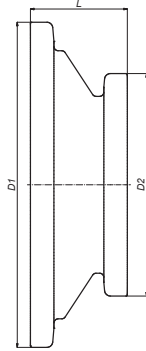
9

10

11

TYPE: 16HN

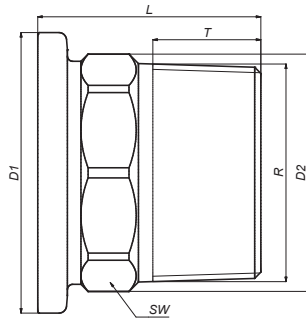
Verloopstuk



ART. NR.	L mm	D mm
16HNBA	34	114

TYPE: 17HN

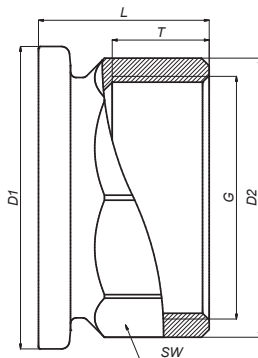
Rechte nippel buitendraad



ART. NR.	L mm	D1 mm	D2 mm	SW mm	T mm	R
17HNA-10	62	78	66	62	30	2"
17HNA-12	62	78	80	72	30	2,5"

TYPE: 18HN

Rechte nippel binnendraad



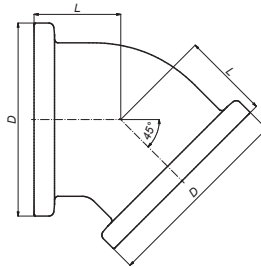
ART. NR.	L mm	D1 mm	D2 mm	SW mm	T mm	G
18HNA-06	40	78	40	38	19,5	1"
18HNA-10	44	78	72	67	25	2"
18HNA-12	55	78	88	83	30	2,5"
18HNB-14	44	114	100	96	35	3"



- 1
- 2
- 3
- 4
- 5
- 6
- 7
- 8
- 9
- 10
- 11

TYPE: 27HN

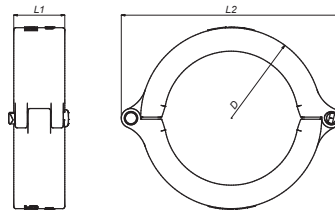
Bocht 45°



ART. NR.	L mm	D mm
27HNA	35	78
27HNB	43,6	114

TYPE: HN

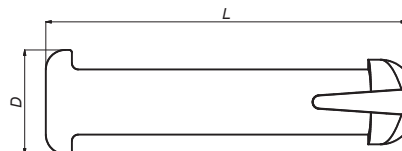
Beugelset



ART. NR.	L1 mm	L2 mm	D mm
HNA	23,5	102	41,6
HNB	23,7	158	120

TYPE: HN-PEN

Beugelpin



ART. NR.	L mm	D mm
HN-PEN	27,7	8

9 LEVERINGSPROGRAMMA

1

2

3

4

5

6

7

8

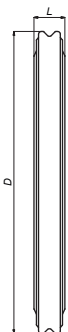
9

10

11

TYPE: HN-U

Dichtingsring



ART. NR.	L	D
	mm	mm
HNA-U	6,9	67,3
HNB-U	6,9	102,5

TYPE: HN-STOP

Eindstop voor Super Size gamma



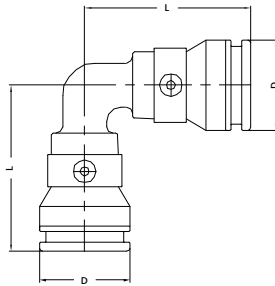
ART. NR.	L	D
	mm	mm
HNA-STOP	8,25	78
HNB-STOP	8,25	114



9.3 Kunststof steekfittingen

TYPE: 1SK

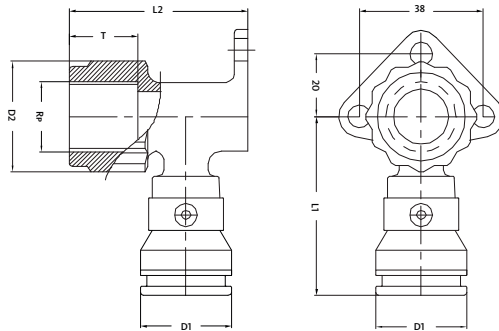
Bocht 90°



ART. NR.	L mm	D mm
1SK-1616	52	28
1SK-2020	53	33
1SK-2626	59	40

TYPE: 2SK

Sanitair muurplaat binnendraad, laag



ART. NR.	L1 mm	L2 mm	D1 mm	D2 mm	Rp	T mm
2SK-1604BP*	54	55	28	33	1/2"	14
2SK-2004BP*	57	60	33	33	1/2"	14
2SK-2005	62	61	33	40	3/4"	16
2SK-2605	63	66	40	40	3/4"	16

- 1
- 2
- 3
- 4
- 5
- 6
- 7
- 8
- 9
- 10
- 11

9 LEVERINGSPROGRAMMA

1

2

3

4

5

6

7

8

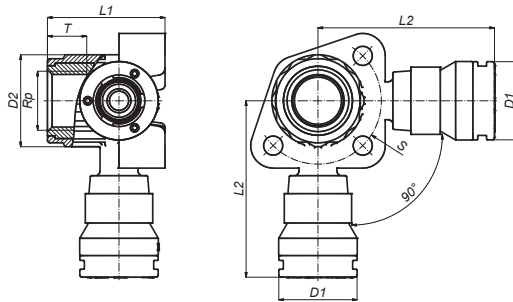
9

10

11

TYPE: 3SK

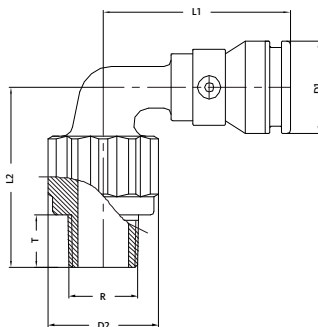
Dubbel sanitair muurplaat binnendraag, laag



ART. NR.	L1	L2	D1	D2	Rp	T
	mm	mm	mm	mm		mm
3SK-160416BP*	62	42	28	33	1/2"	14
3SK-200420BP*	62	44	33	33	1/2"	14

TYPE: 5SK

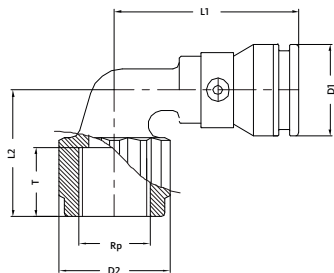
Bocht 90°, buitendraad



ART. NR.	L1	L2	D1	D2	R	T
	mm	mm	mm	mm		mm
5SK-1604	57	54	28	33	1/2"	14
5SK-2004	60	57	33	33	1/2"	14
5SK-2005	63	58	33	40	3/4"	16
5SK-2605	64	62	40	40	3/4"	16

TYPE: 6SK

Bocht 90°, binnendraad

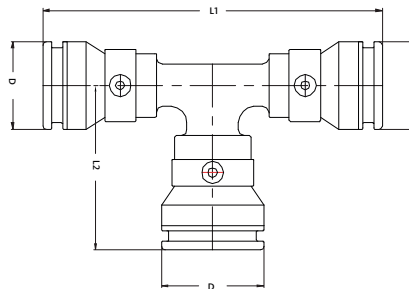


ART. NR.	L1	L2	D1	D2	Rp	T
	mm	mm	mm	mm		mm
6SK-1604BP*	56	40	28	33	1/2"	14
6SK-2004BP*	58	40	33	33	1/2"	14
6SK-2005	63	48	33	40	3/4"	16
6SK-2605	65	48	40	40	3/4"	16



TYPE: 9SK

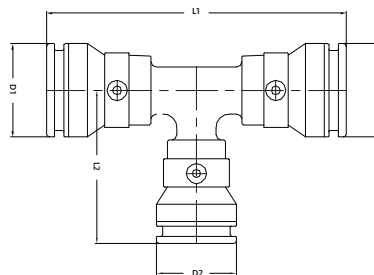
T-stuk



ART. NR.	L1 mm	L2 mm	D mm
9SK-161616	101	50,5	28
9SK-202020	106,5	53	33
9SK-262626	117	59	40

TYPE: 10SK

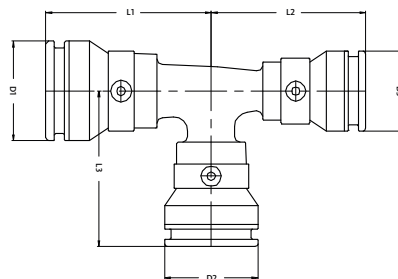
T-verlopend



ART. NR.	L1 mm	L2 mm	D1 mm	D2 mm
10SK-201620	103	53	33	28
10SK-261626	109	57	40	28
10SK-262026	113	57	40	33

TYPE: 11SK

T-2x verlopend



ART. NR.	L1 mm	L2 mm	L3 mm	D1 mm	D2 mm	D3 mm
11SK-201616	52	52	52	33	28	28
11SK-202016	55	53	53	33	33	28
11SK-261620	56	54	54	40	28	33
11SK-262016	57	55	57	40	33	28
11SK-262020	57	56	57	40	33	33
11SK-262616	60	58	58	40	40	28
11SK-262620	59	58	58	40	40	33

9 LEVERINGSPROGRAMMA

1

2

3

4

5

6

7

8

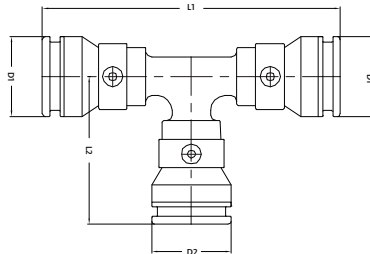
9

10

11

TYPE: 12SK

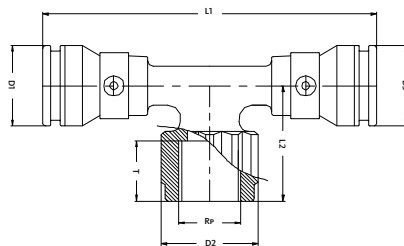
T-vergroot



ART. NR.	L1 mm	L2 mm	D1 mm	D2 mm
12SK-162016	108	53	28	33
12SK-202620	116	57	33	40

TYPE: 13SK

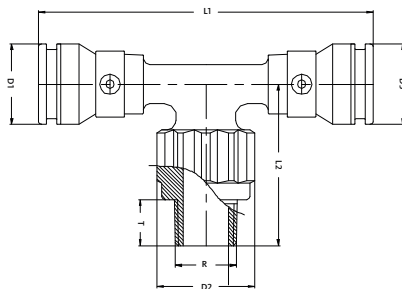
T-binnendraad



ART. NR.	L1 mm	L2 mm	L3 mm	D1 mm	D2 mm	D3 mm	Rp	T mm
13SK-160416BP*	116	39	28	33	28	28	1/2"	14
13SK-200420BP*	117	39	33	33	33	33	1/2"	14
13SK-200520	120	45	33	40	33	33	3/4"	16
13SK-260420BP*	118	42	40	33	33	33	1/2"	14
13SK-260426BP*	120	42	40	33	40	40	1/2"	14
13SK-260526	121	44	40	40	40	40	3/4"	16

TYPE: 14SK

T-buitendraad

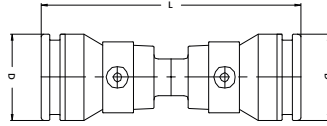


ART. NR.	L1 mm	L2 mm	D1 mm	D2 mm	D3 mm	R	T mm
14SK-160416	111	54	28	33	28	1/2"	14
14SK-200420	111	54	33	33	33	1/2"	14
14SK-260426	116	57	40	33	40	1/2"	14



TYPE: 15SK

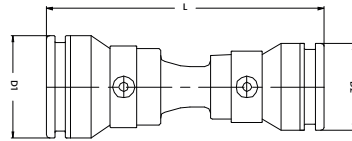
Doorverbinder recht



ART. NR.	L mm	D mm
15SK-1616	83,5	28
15SK-2020	85	33
15SK-2626	90	40

TYPE: 16SK

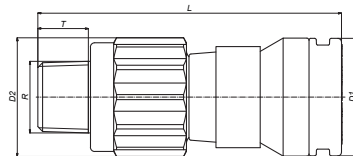
Verloopstuk



ART. NR.	L mm	D1 mm	D2 mm
16SK-2016	89	33	28
16SK-2616	93	40	28
16SK-2620	93	40	33

TYPE: 17SK

Recht aansluitstuk buitendraad



ART. NR.	L mm	D1 mm	D2 mm	R	T
17SK-1603	72	28	28	3/8"	14
17SK-1604	76	28	33	1/2"	14
17SK-2004	76,5	33	33	1/2"	14
17SK-2005	78	33	40	3/4"	16
17SK-2605	80	40	40	3/4"	16
17SK-2606	82	40	46	1"	18

9 LEVERINGSPROGRAMMA

1

2

3

4

5

6

7

8

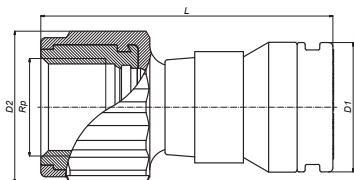
9

10

11

TYPE: 18SK

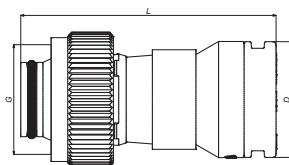
Recht aansluitstuk binnendraad



ART. NR.	L mm	D1 mm	D2 mm	R	T
18SK-1604	64	28	33	1/2"	14
18SK-2004	63	33	33	1/2"	14
18SK-2005	68	33	40	3/4"	16
18SK-2605	67	40	40	3/4"	16
18SK-2606	70	40	46	1"	18

TYPE: 19SK

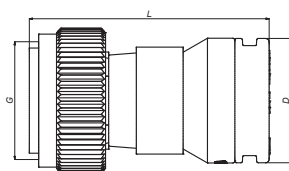
Steekkoppeling met euroconus-aansluiting



ART. NR.	L mm	D mm	G mm
19SK-1605	62	28	3/4"
19SK-2005	62	33	3/4"

TYPE: 26SK

Steekkoppeling met wartel en vlakke dichting



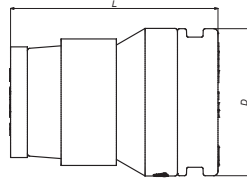
ART. NR.	L mm	D mm	G mm
26SK-1605	60	28	3/4"
26SK-2005	62	33	3/4"



- 1
- 2
- 3
- 4
- 5
- 6
- 7
- 8
- 9
- 10
- 11

TYPE: SK-PIESTOP

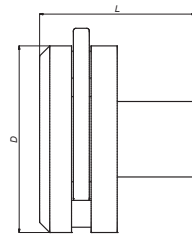
Eindstop voor buis



ART. NR.	L mm	D mm
SK-PIESTOP16	40	28
SK-PIESTOP20	40	33
SK-PIESTOP26	42	40

TYPE: SK-STOPCLIP

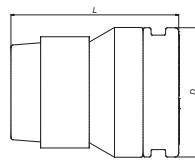
Herbruikbare stop en clip voor steekkoppeling



ART. NR.	L mm	D mm
SK-STOPCLIP16	29	35
SK-STOPCLIP20	30	40
SK-STOPCLIP26	30	49

TYPE: VISIONSET

Vision revisie set



ART. NR.	L mm	D mm
VISION SET 16	36	28
VISION SET 20	37	33
VISION SET 26	38	40

TYPE: VISION KEY

Vision demontage sleutel



ART. NR.	L mm	D mm
VISION-KEY 16	145	16
VISION-KEY 20	145	20
VISION-KEY 26	145	26

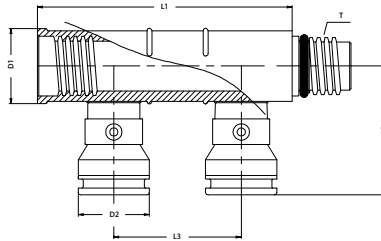
9 LEVERINGSPROGRAMMA

Kunststof (PVDF) verdelers Henco Vision

TYPE: VSK-1616

Verlengstuk of basis voor verdeler, twee SK-aansluitingen Ø16

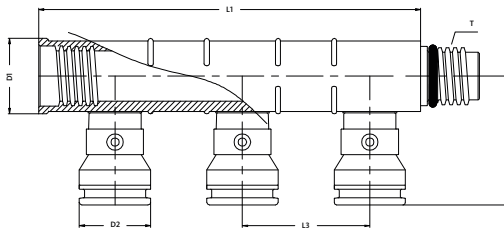
ART. NR.	L1	L2	L3	D1	D2	T
VSK-1616	100	50	50	30	28	Special thread



TYPE: VSK-161616

Verlengstuk of basis voor verdeler, drie SK-aansluitingen Ø16

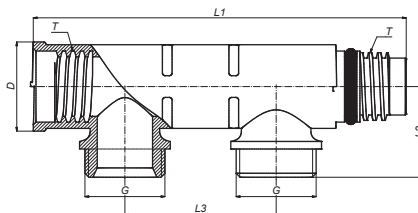
ART. NR.	L1	L2	L3	D1	D2	T
VSK-161616	150	50	50	30	28	Special thread



TYPE: VSKEK-0502

Verlengstuk of basis voor verdeler, twee euroconus-aansluitingen

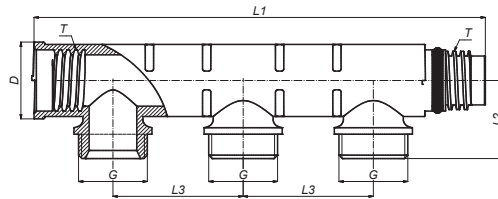
ART. NO.	L1	L2	L3	D1	D2	G	T
VSKEK-0502	100	30	50	29,5	29,8	3/4"	Special thread





TYPE: VSKEK-0503

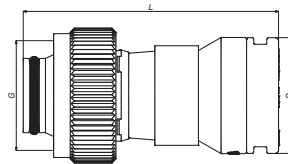
Verlengstuk of basis voor verdeler, drie euroconus-aansluitingen



ART. NO.	L1	L2	L3	D	G	T
	mm	mm	mm	mm		
VSKEK-0503	149,5	30	50	29,5	3/4"	Special thread

TYPE: 19SK

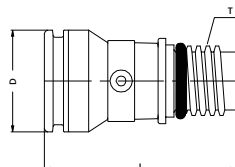
Steekkoppeling met euroconus-aansluiting



ART. NR.	L	D	G
	mm	mm	
19SK-1605	62	28	3/4"
19SK-2005	62	33	3/4"

TYPE: VVSK

Voeding voor verdeler



ART. NR.	L	D	T
	mm	mm	
VVSK-20	63	33	Special thread
VVSK-26	62	40	Special thread

9 LEVERINGSPROGRAMMA

1

2

3

4

5

6

7

8

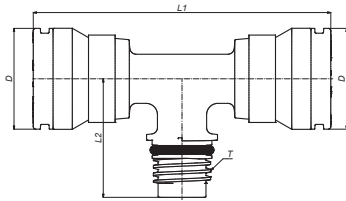
9

10

11

TYPE: VVSK-TM

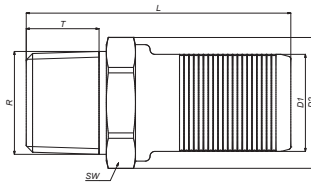
Aanvoer T-stuk voor Vision manifold



ART. NR.	L1	L2	D	T
	mm	mm	mm	
VVSK-T26M26	117,5	46,65	40	Special thread

TYPE: 17SKS

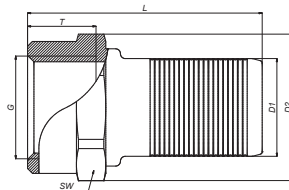
Recht aansluitstuk buitendraad



ART. NR.	L	D1	D2	R	SW
	mm	mm	mm		mm
17SKS-2004	54,5	20	27	1/2"	24
17SKS-2005	56	20	30	3/4"	27
17SKS-2604	54,6	26	34	1/2"	30
17SKS-2605	56	26	34	3/4"	30

TYPE: 18SKS

Recht aansluitstuk binnendraad



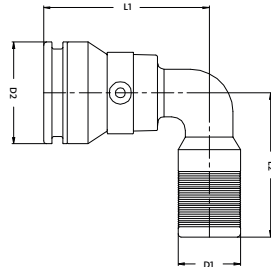
ART. NR.	L	D1	D2	R	SW
	mm	mm	mm		mm
18SKS-2004	48	20	30	1/2"	27
18SKS-2005	53	20	36	3/4"	32
18SKS-2604	47	26	34	1/2"	30
18SKS-2605	50,3	26	36	3/4"	32



- 1
- 2
- 3
- 4
- 5
- 6
- 7
- 8
- 9
- 10
- 11

TYPE: VVSK-90

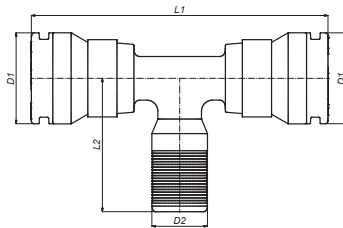
Bocht, 90° voor verdeler



ART. NR.	L1	L2	D1	D2
	mm	mm	mm	mm
VVSK-20-90	52	47	20	33
VVSK-26-90	60	51	26	40

TYPE: VVSK-T

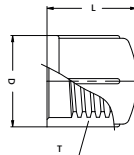
T-voor verdeler



ART. NR.	L1	L2	D1	D2
	mm	mm	mm	mm
VVSK-T202020	106,8	46,6	33	20
VVSK-T262626	120	50,8	40	26

TYPE: VSK-ENDCAP

Eindstop, binnendraad, voor verdeler



ART. NR.	L	D	T
	mm	mm	
VS-ENDCAP	29	30	26

9 LEVERINGSPROGRAMMA

1

2

3

4

5

6

7

8

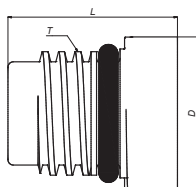
9

10

11

TYPE: VSK-ENDCAP-M

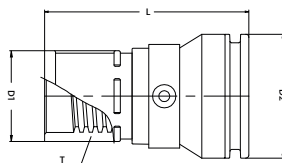
Eindstop buitendraad voor verdeler



ART. NR.	L	D	T
	mm	mm	
VS-ENDCAP-M	31	28	Special thread

TYPE: VDSK

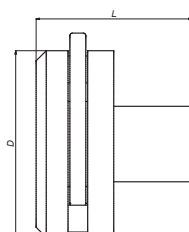
Doorverbinder voor montage op verdeler of verlengstuk



ART. NR.	L	D1	D2	T
	mm	mm	mm	
VDSK-20	68	30	33	Special thread
VDSK-26	65	30	40	Special thread

TYPE: SK-STOPCLIP

Herbruikbare stop en clip voor steekkoppeling



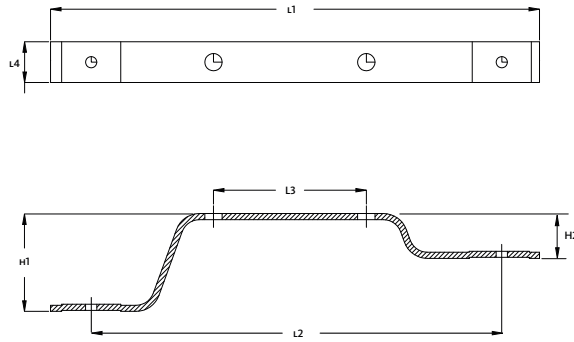
ART. NR.	L	D
	mm	mm
SK-STOPCLIP16	29	35
SK-STOPCLIP20	30	40
SK-STOPCLIP26	30	49



TYPE: SK-B05

Montagebeugel, voor Vision verdeler

Art. Nr.	L1	L2	L3	L4	H1	H2
	mm	mm	mm	mm	mm	mm
SK-B05	250	200	75	20	45,5	18,5



- 1
- 2
- 3
- 4
- 5
- 6
- 7
- 8
- 9
- 10
- 11